

# Kitsap Public Health Board Health Officer Update Respiratory Illness Report

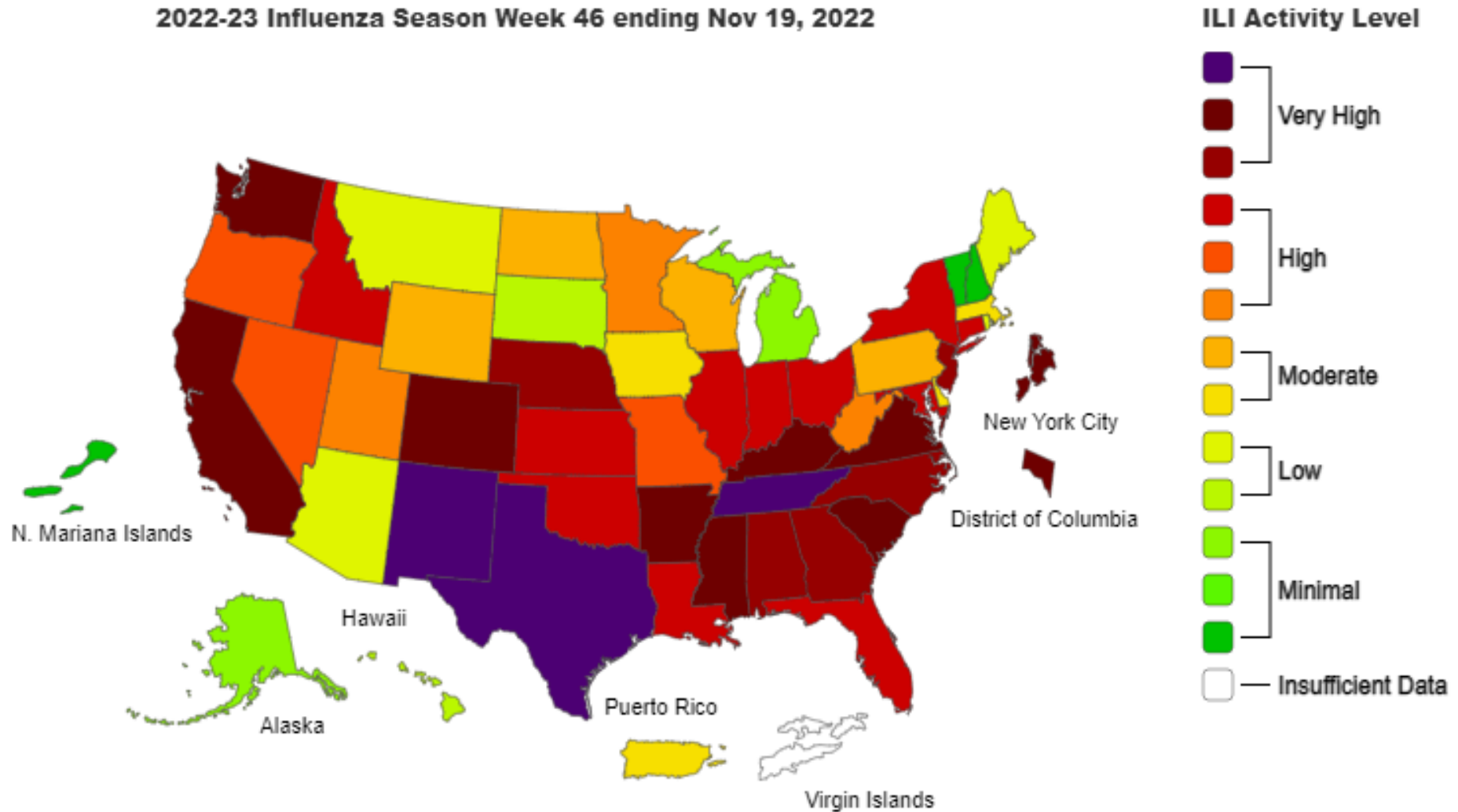
Gib Morrow, MD, MPH  
Health Officer  
December 6, 2022



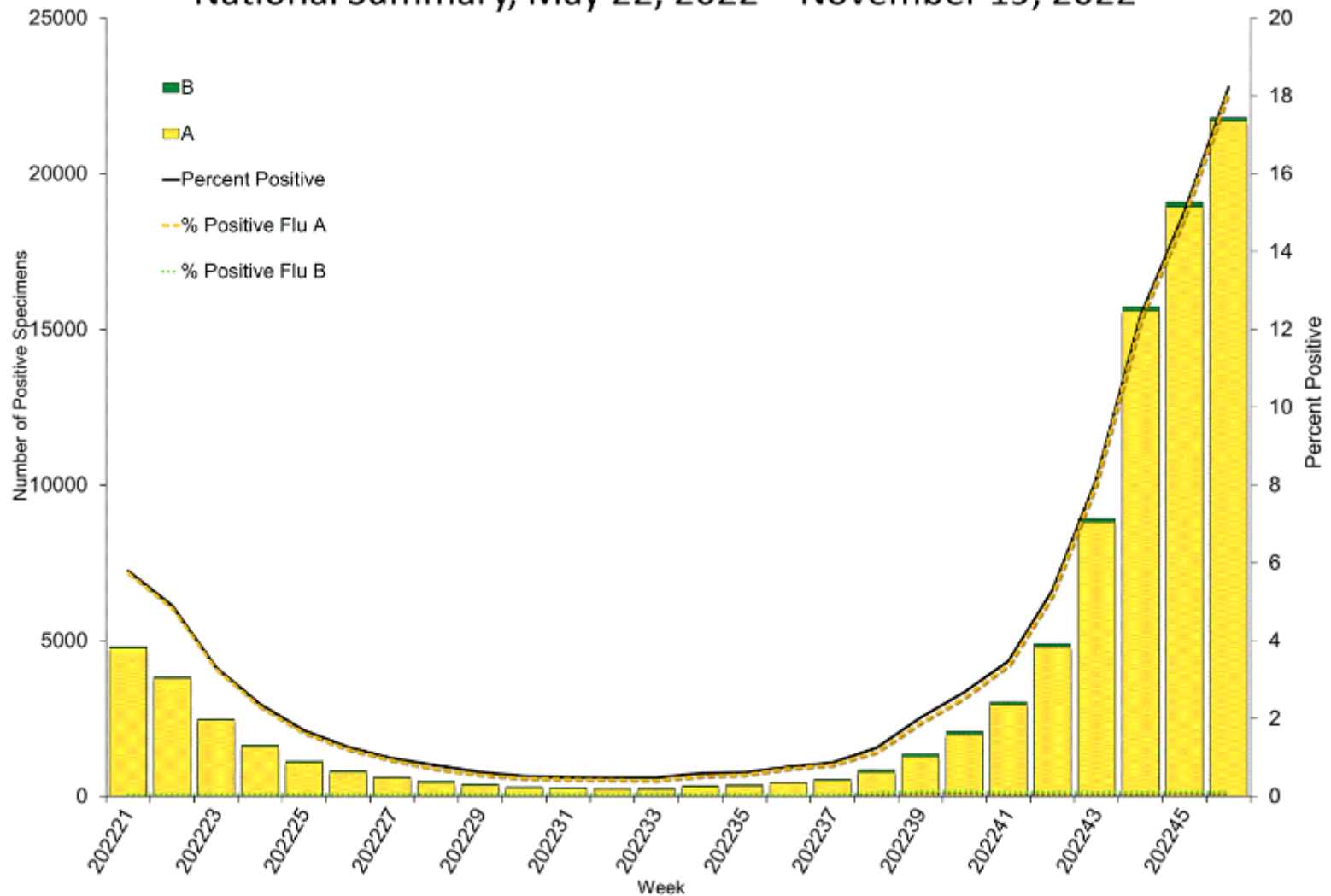
KITSAP PUBLIC HEALTH DISTRICT

# U.S. Flu Activity – WA is high...

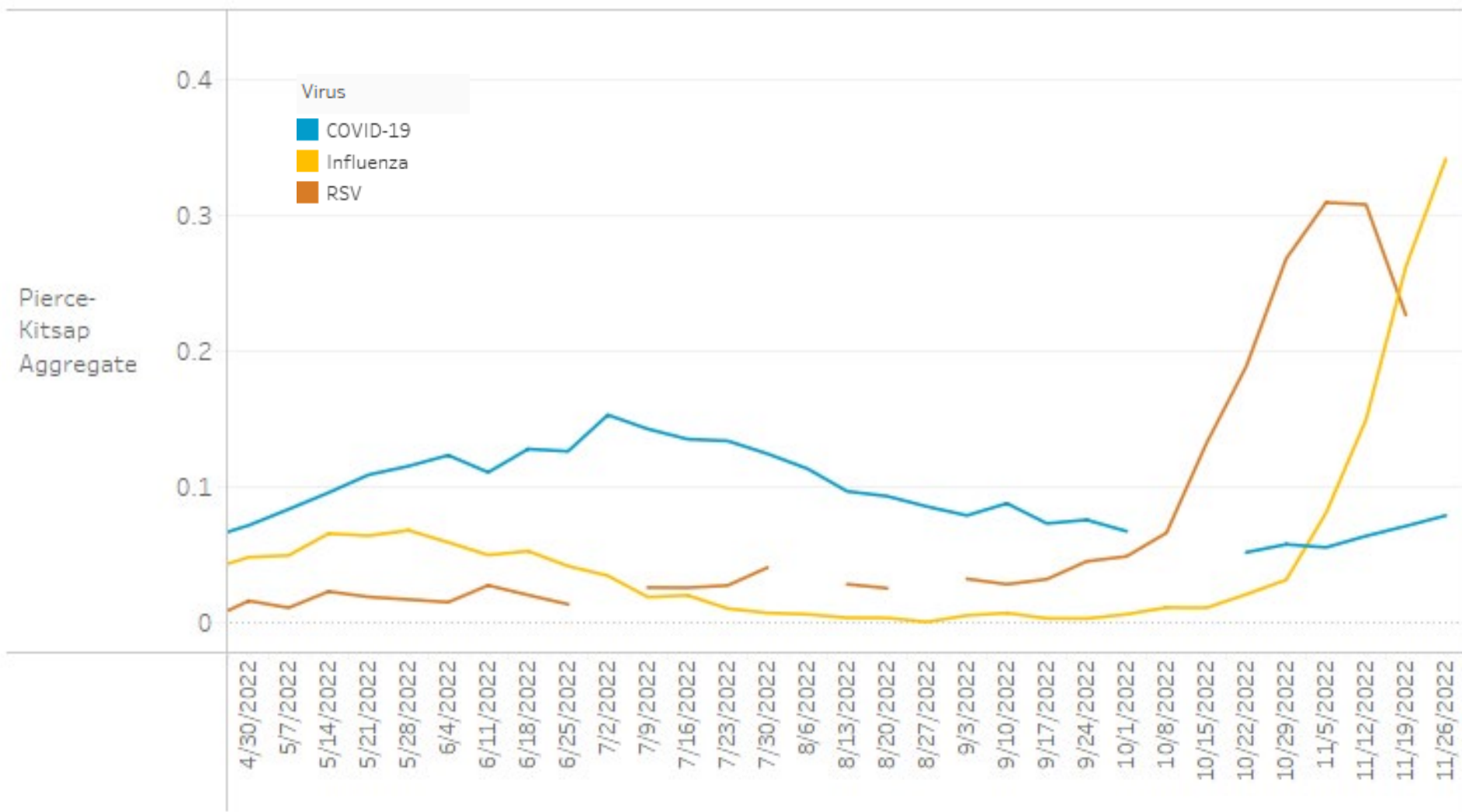
2022-23 Influenza Season Week 46 ending Nov 19, 2022



# Influenza Positive Tests Reported to CDC by U.S. Clinical Laboratories, National Summary, May 22, 2022 – November 19, 2022

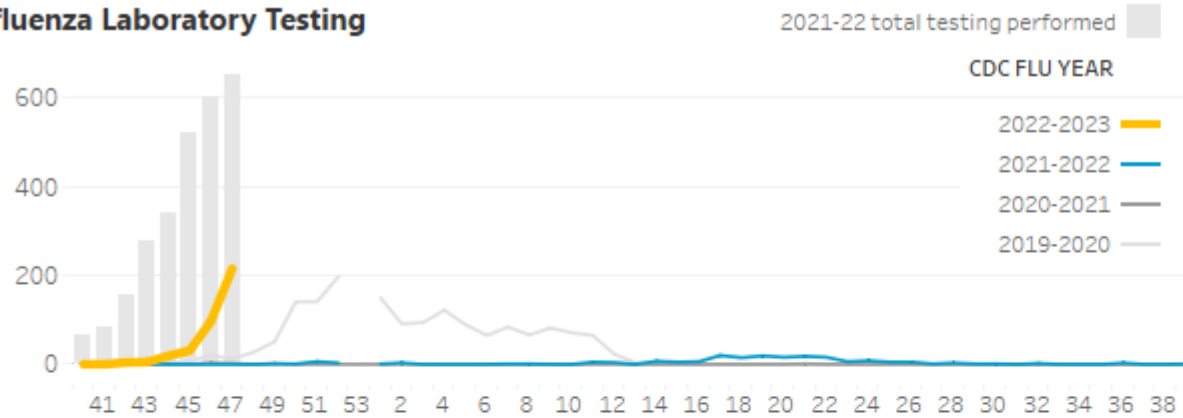


# NREVSS National Respiratory Enteric Virus Surveillance System



# Sentinel Lab Surveillance

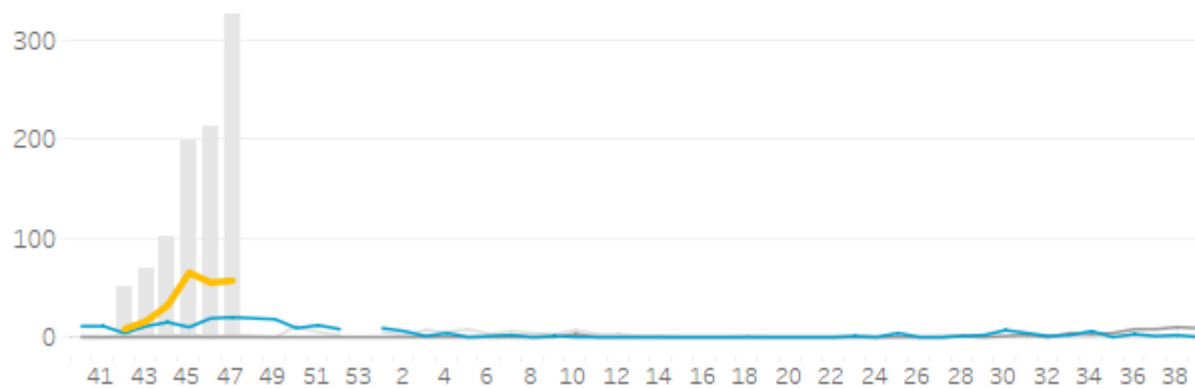
## Influenza Laboratory Testing



### Current Week (week 47)

# Tested	650
# Pos. influenza	215
# flu A	214
# flu B	1
# unknown	0
% Pos. influenza	33.1%
# Labs Reporting	4

## Respiratory Syncytial Virus (RSV) Laboratory Testing



### Current Week (week 47)

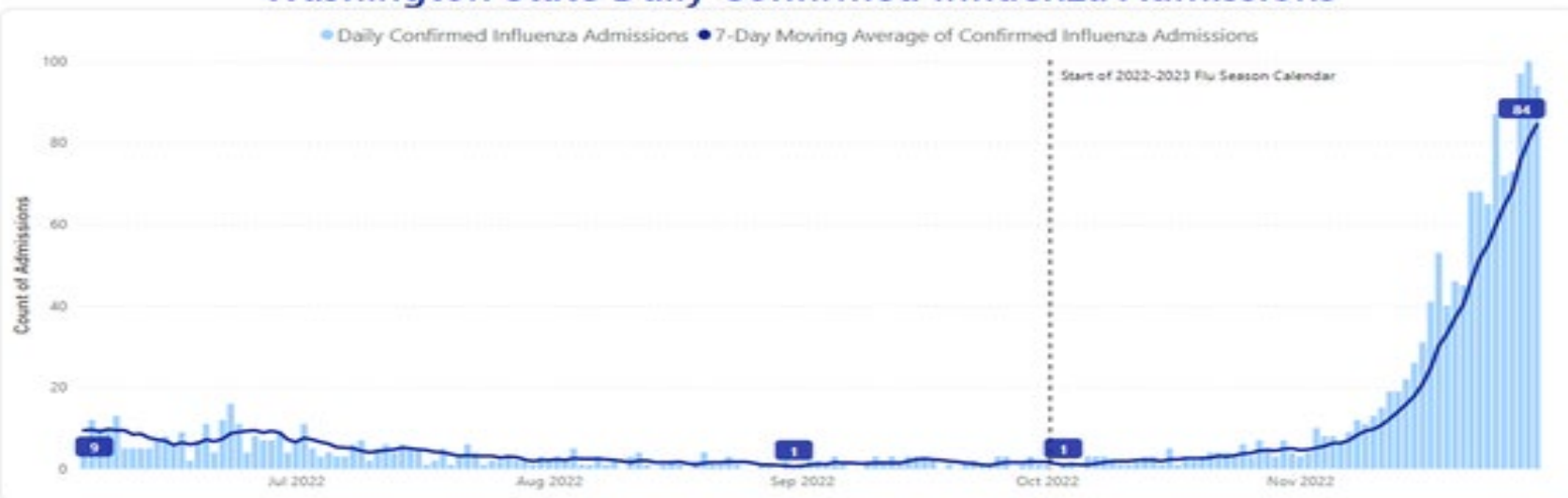
# Tested	325
# Pos. RSV	57
% Pos. RSV	17.5%
# Labs Reporting	3



## Washington State Daily Pediatric Emergency Department Visits



## Washington State Daily Confirmed Influenza Admissions



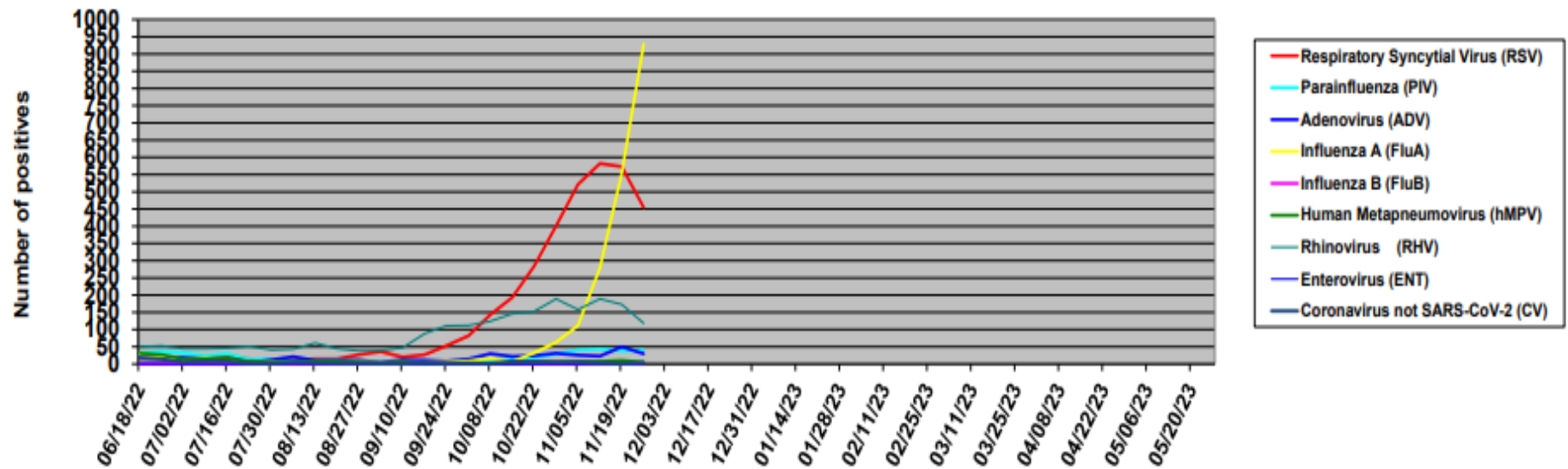
Data are preliminary and subject to change

Source: WA HEALTH Database, Washington State Department of Health, 11/30/2022



# Circulating Viruses: UW Virology

2022-2023 Respiratory & Enteric Viruses  
Seattle, Washington



<http://depts.washington.edu/uwviro/wp-content/uploads/2022/11/VD2022-2023-updated-through-11.26.2022.pdf>



# This Week:

	Influenza	RSV	COVID-19
Level	High and Rising	High and Steady	Low and Rising
ED visits	High and Rising	Elevated and Falling	Above Baseline and Rising
Lab Reports	High and Rising	High and Steady	Baseline
Deaths	0	n/a	2 in November
Outbreaks in LTCFs	1 this week	n/a	1 this week



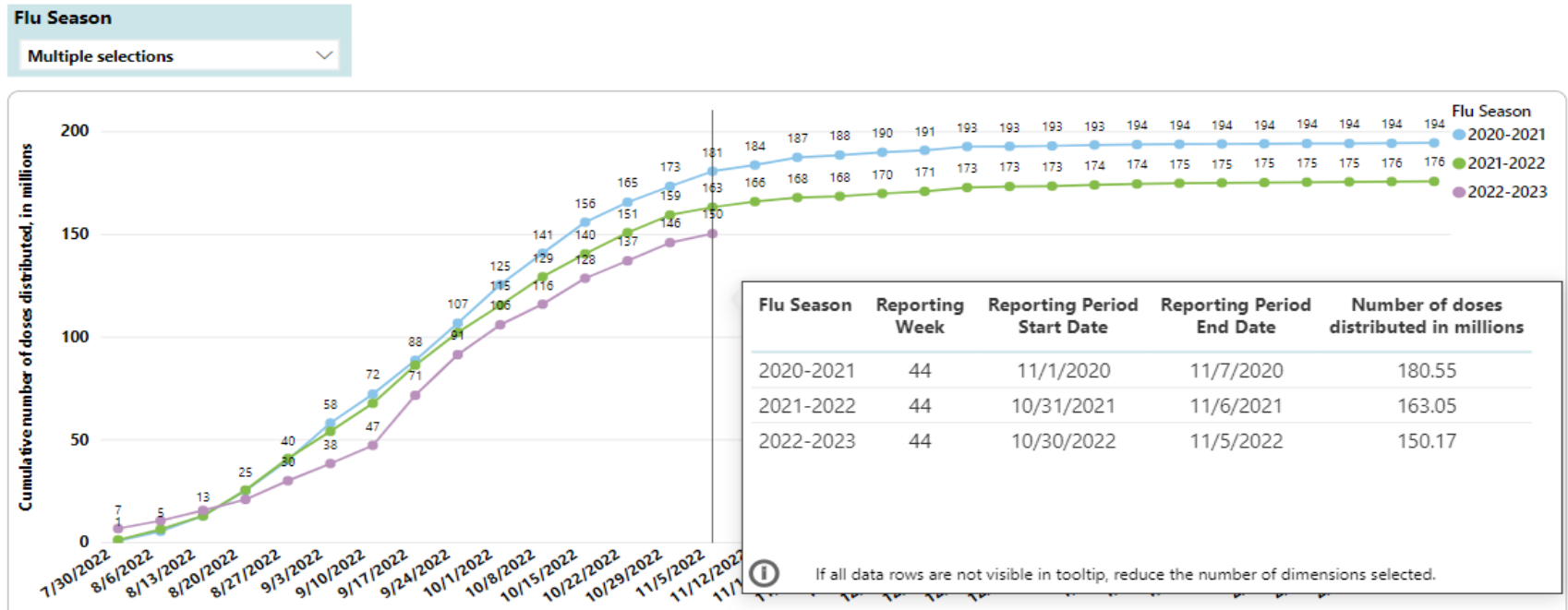


# Flu Vaccines lowest in last three years and appear lower in Kitsap than US avg

Figure 1. Weekly Cumulative Doses (in Millions) of Influenza Vaccines Distributed\*  
by Flu Season, United States

Data Source: CDC

Data are current through week ending November 5, 2022



## Some Concerns (data from WA IIS, with some limitations\*)

- <20% Kitsap residents under age 18 have received flu shots 8/1-11/30/22
- ~30% Kitsap residents 18 and older have received flu shots same period
- Compares to 44% WA residents 7-12/21; 40% US kids 6mo-17 years ('22)\*\*
- (\* Doesn't include Department of Defense, some delays in data, and
- (\*\* 40% US kids is CDC estimate using self-reported data)



# IMPACTS

- Unprecedented volumes of pediatric ED visits
- Record numbers of pediatric hospitalizations
- Pediatric flu death reported in King County
- Limited pediatric hospital capacity in WA
  - 4 Peds hospitals
  - 500 beds for 1.4 million kids
  - COVID hospitalizations 470 and slightly rising
- LTCF in Kitsap with flu



# Flu Vaccine 2022-23

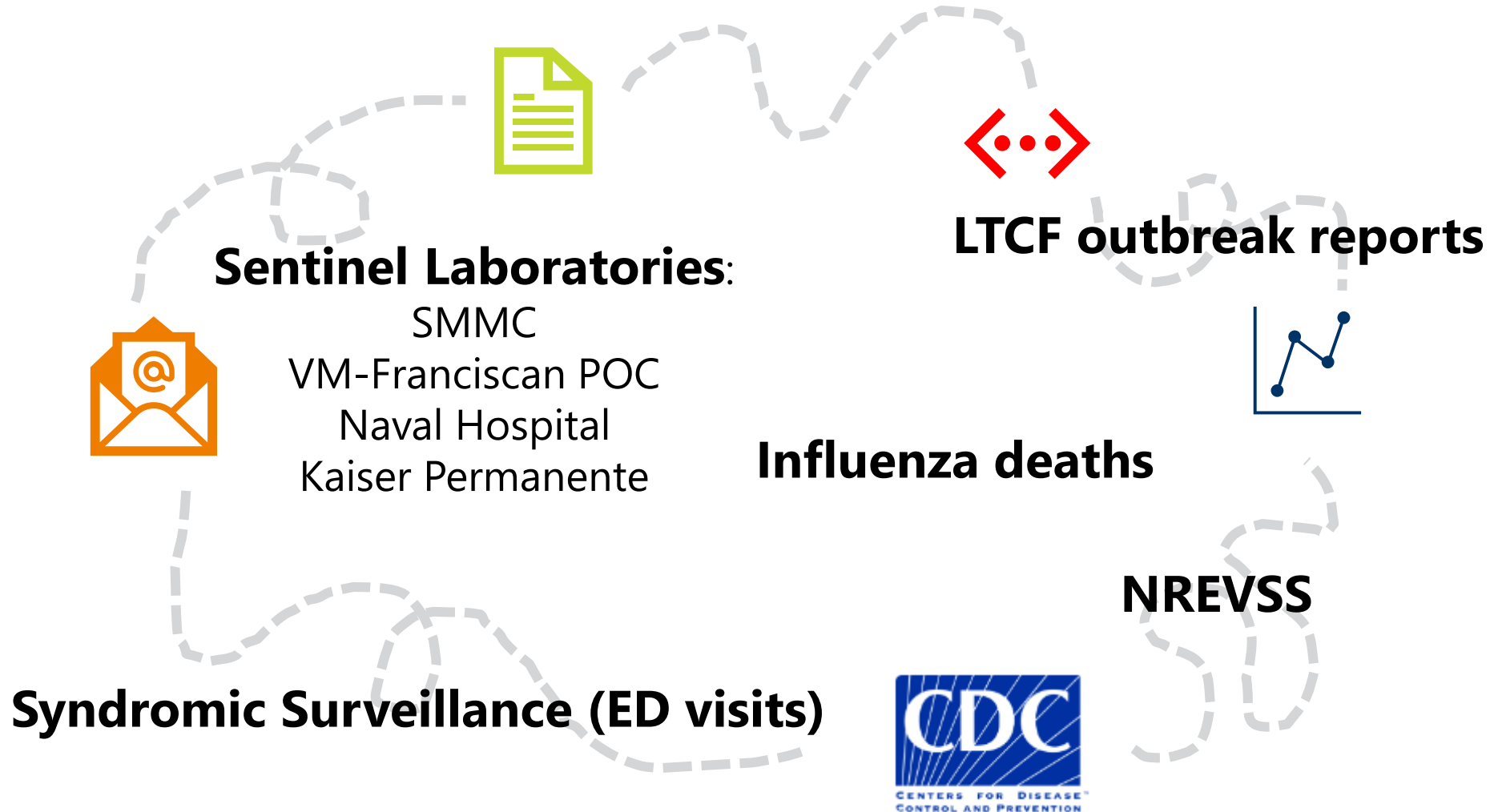
**GoodMatch**

- an A/Victoria/2570/2019 (H1N1)pdm09-like virus;
- an A/Darwin/9/2021 (H3N2)-like virus;
- a B/Austria/1359417/2021-like virus (B/Victoria lineage); and
- a B/Phuket/3073/2013-like virus (B/Yamagata lineage).

<https://www.fda.gov/vaccines-blood-biologics/lot-release/influenza-vaccine-2022-2023-season>



# Data We Use



# SURVEILLANCE OBJECTIVES

How much does flu/RSV  
appear to be  
circulating?

How serious are  
illnesses?

Do certain populations  
appear to be at higher  
risk?





## Keep Up-To-Date

### Subscribe

\* indicates required

Email Address \*

First Name

Last Name

What topic areas are you interested in?

- ☐ News and Alerts
- ☐ Emerging Diseases and Conditions
- ☒ Influenza
- ☐ HIV & STDs
- ☐ Hepatitis
- ☐ Schools
- ☐ Infection Control

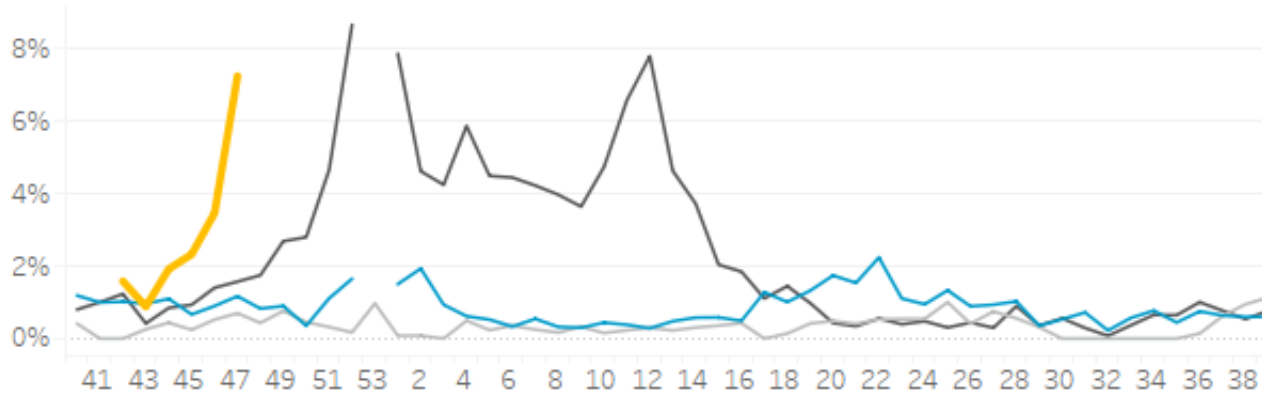
Subscribe

<https://providers.kitsappublichealth.org/email-notifications/>

Sign up for our Respiratory Illness Report!

# Syndromic Surveillance:

## Syndromic Surveillance: Emergency Room Visits for Influenza-like Illness (ILI)



Most Recent Week (*week 47*)

# Total Visits	1,324
% ILI	7.3%
# EDs	1

NOTE: All data are preliminary and subject to change as more data become available.

§ In accordance with CDC reporting conventions, flu seasons are shown as weeks 40-39.



# More Resources

- **Kitsap Weekly Respiratory Illness Report:**  
<https://providers.kitsappublichealth.org/category/influenza/>
- **Kitsap Weekly COVID-19 Report:**  
<https://kitsappublichealth.org/communityHealth/Covid-19/CoronaVirus.php>
- **DOH Weekly Flu Update:**  
[https://doh.wa.gov/sites/default/files/filefield\\_paths/420-100-FluUpdate.pdf?uid=63868b429215a](https://doh.wa.gov/sites/default/files/filefield_paths/420-100-FluUpdate.pdf?uid=63868b429215a)
- **UW Virology PWN Respiratory Viral Epidemiology Report:**  
<https://depts.washington.edu/uwviro/respiratory-viral-epidemiology-data/>
- **CDC Weekly Flu Data:** <https://www.cdc.gov/flu/weekly/>
- **CDC RSVNet:** <https://www.cdc.gov/rsv/research/rsv-net/dashboard.html>





# KPHD's Upcoming Strategic Planning Process

Presented by:

Siri Kushner, Assistant Director, Community Health

Adapted from VillageReach Strategic Plan Slides



KITSAP PUBLIC HEALTH DISTRICT

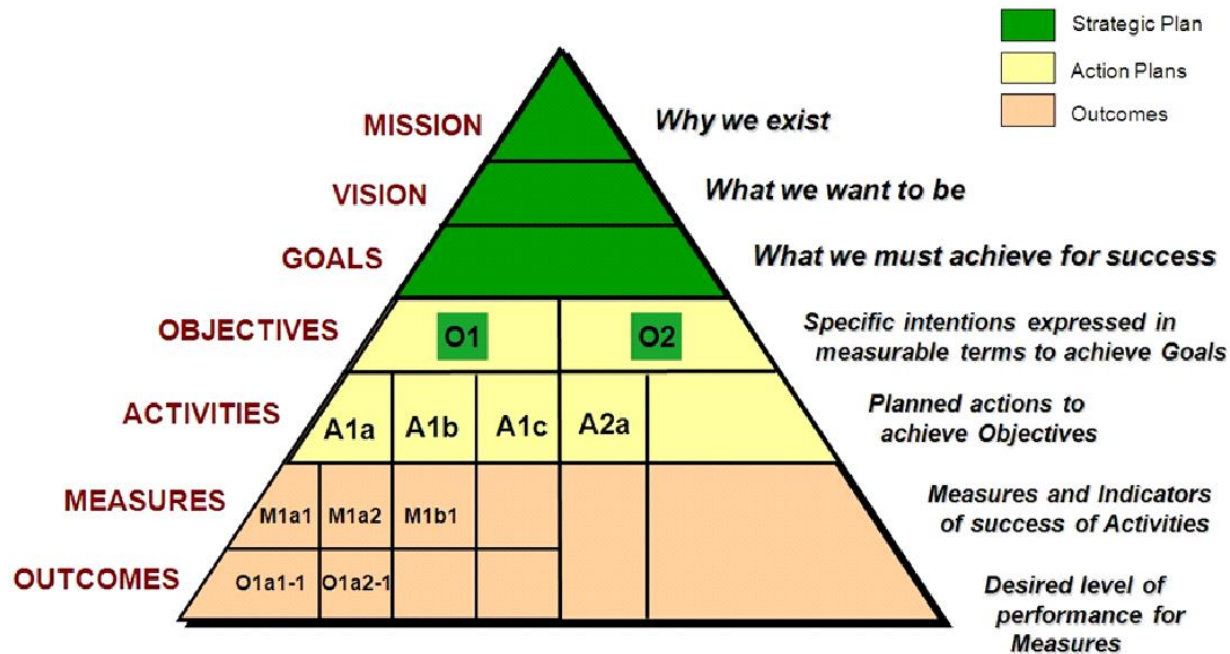
# Background

- KPHD's most recent strategic plan was created and approved by the Board in 2011, updated and board approved in 2016, and expired in 2021
- Creation of a new strategic plan was delayed by our COVID response
- We began the process to update our strategic plan in October 2022 with DOH consultant, Village Reach (VR)



# What's in a Strategic Plan?

## Strategic Plan Major Components



### Two major components of a strategic plan

1. Strategy Discernment: Provides strategic direction. Without this planning lacks a clear purpose. (Green)
2. Action Plan: The plan to bring the strategy into being. Without this the strategy remains a vision. (Yellow and Orange).



# Planned Timeline



# Planned Timeline

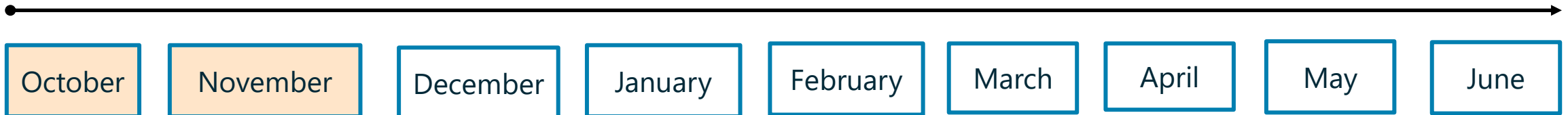
## Stakeholder/Community Input

CHNA/CHA community leader interviews Oct-Nov  
KPHB and employee surveys Nov  
**KPHD employees + VillageReach**

**Goal:** To gather input from key stakeholders and community leaders to ensure the strategic plan aligns with community needs and concerns and responds to relevant health data

## Components:

- Review of most recent CHA/CHIP priorities and data
- Survey Kitsap Public Health Board
- Survey KPHD employees
- Survey community leaders



# Planned Timeline

**Stakeholder/Community Input**  
CHNA/CHA community leader interviews Oct-Nov  
KPHB and employee surveys  
KPHD employees + VillageReach

**REMINDER!**

Provide your input for our  
new strategic plan by  
completing the strategic  
planning survey by **Thursday  
December 8<sup>th</sup>, 4pm.**




# Planned Timeline

**Strategy**  
**Review/Development**  
early January– February  
meet Jan x 1 long, and Feb x2 (1 long)  
**Strategic Planning Workgroup**

**Goal:** To develop KPHD's major strategic priorities for the next 7 years

**Components:**

- Revisit KPHD's vision and guiding principles to ensure they reflect KPHD's current vision given changes to the field of public health in the next 7 years
- Revisit/verify KPHD's six goals and consider if anything needs updating or if there are new strategic priorities in the next 7 years




# Planned Timeline



**Goal:** To develop KPHD's major strategic priorities for the next 7 years

## Components:

- Revisit KPHD's vision and guiding principles to ensure they reflect KPHD's current vision given changes to the field of public health in the next 7 years
- Revisit/verify KPHD's six goals and consider if anything needs updating or if there are new strategic priorities in the next 7 years





# Planned Timeline

**Goal:** To create a plan to bring the strategic priorities into being

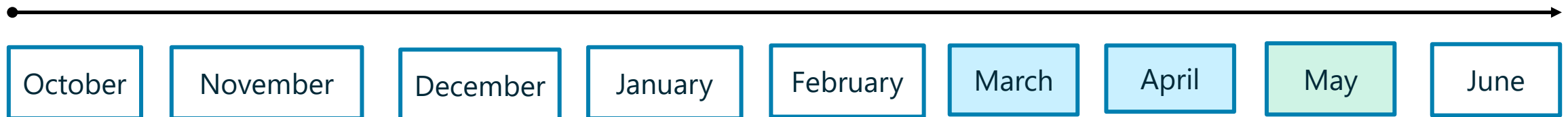
**Components are to develop:**

- main objectives associated with each goal
- key metrics to monitor progress and highlight success
- activities under each initiative area
- a project plan/GANTT chart that identifies timelines for activities

**Action Plans**  
Late February – April  
KPHD employees + VillageReach

**Board Approval**

**Goal:** To present new draft Strategic Plan to the Health Board for approval around May 2023



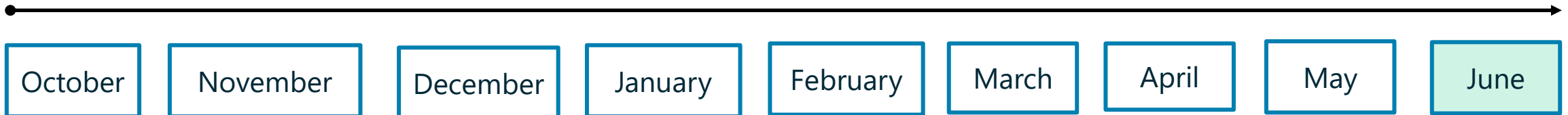
# Planned Timeline

**Goal:** To share KPHD's strategic plan with internal and external stakeholders

**Components:**

- Create final report of strategic plan to highlight elements developed in the strategic planning process
  - Audience: employees, KPHB, key external partners
- Create 1-2 page summary of strategic plan
  - Audience: community members/public

**Dissemination**

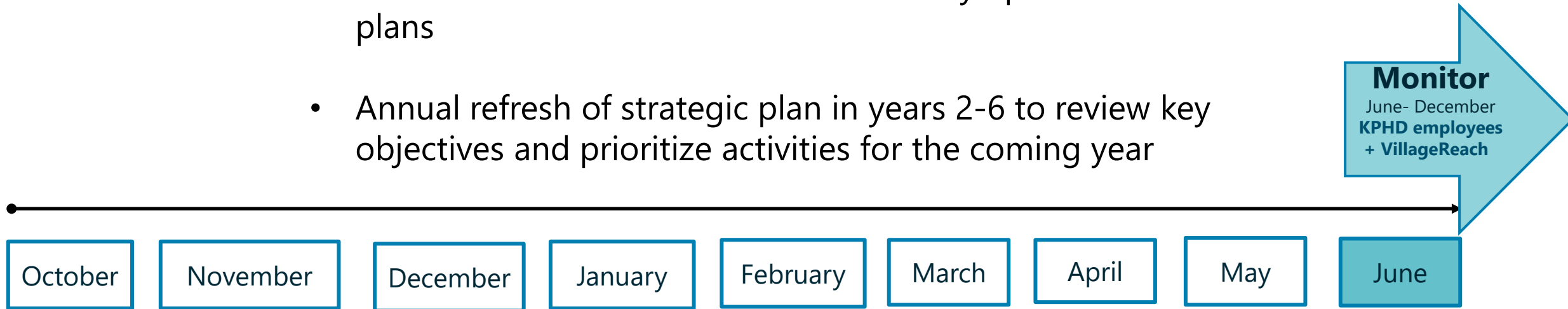


# Planned Timeline

**Goal:** To ensure the strategic plan is a living document that is used to keep focus on priorities, monitor progress, and reflect changing realities and timelines. Expect to create a 7-year plan.

**Components:**

- 3 check-ins between VR and KPHD through the end of 2023 to establish best practices in using the strategic plan and for assistance on maintenance and necessary updates to action plans
- Annual refresh of strategic plan in years 2-6 to review key objectives and prioritize activities for the coming year



# Strategic Planning Workgroup

- Accepted nominations for KPHD participants in November and identifying 7 employee participants representing:
  - Administrative Services Division (2)
  - Community Health Division (2)
  - Environmental Health Division (2)
  - Equity Program (1)
- All 6 members of the Executive Leadership Team will participate in the workgroup



# Strategic Planning Workgroup Cont.

- Recruiting 1-4 volunteers from the KPHB
  - We have one non-elected volunteer already and would love to have an elected representative as well – **please let Keith know if you would like to volunteer, by Friday 12/8!**
- Workgroup will meet 3-4 times between January and February
  - Most meetings will be virtual, and at least 1 will be in person.



# Board Updates

- Throughout the process, we will bring the following updates back to the Board:
  - Status updates following the completion of each stage in the process
  - A copy of the drafted strategic plan for Board approval
  - Final report and 1-2 page summary when the new strategic plan is finalized and approved



Questions?



# Emergency Department Wait Times Update



How can we better coordinate  
between the Emergency  
Department & EMS so that EMS  
rigs get back on the road  
quickly?

# What it looks like on the ground

- Continuing trends:
  - ED volumes are increasing, and surges aren't always predictable
  - Staffing plans tied to appropriate ED visit levels
  - Callouts and shortages of ED staff can impact some shifts
  - High acuity patients are always seen promptly
  - Patient care and outcomes are excellent

# What we've accomplished since November

- EMS and SMMC leaders meeting regularly
- New ED Leadership in place
- Recruitment of new ED staff – more coming in January
- Kaizen events for process improvement
- Listening session to better understand frontline staff's needs and solutions

# EMS Task Force Actions

- Exploring how Mission Control can support pre-hospital services
- Increase data sharing and understanding
- Crisis and float pool nurses
- Primary care recruitment
- Urgent care optimization
- Urgent Care vs Emergency Room Campaign

# Support we need

- Partnership in reducing low-acuity patients using the ED
- Advocacy for allied health (not just nursing) training/education
- Appreciation for our staff