

Update on Implementation of Resolution 2021-01, Declaring Racism a Public Health Crisis

Kitsap Health Board
July 6, 2021

Siri Kushner, MPH CPH
Assistant Community Health Director



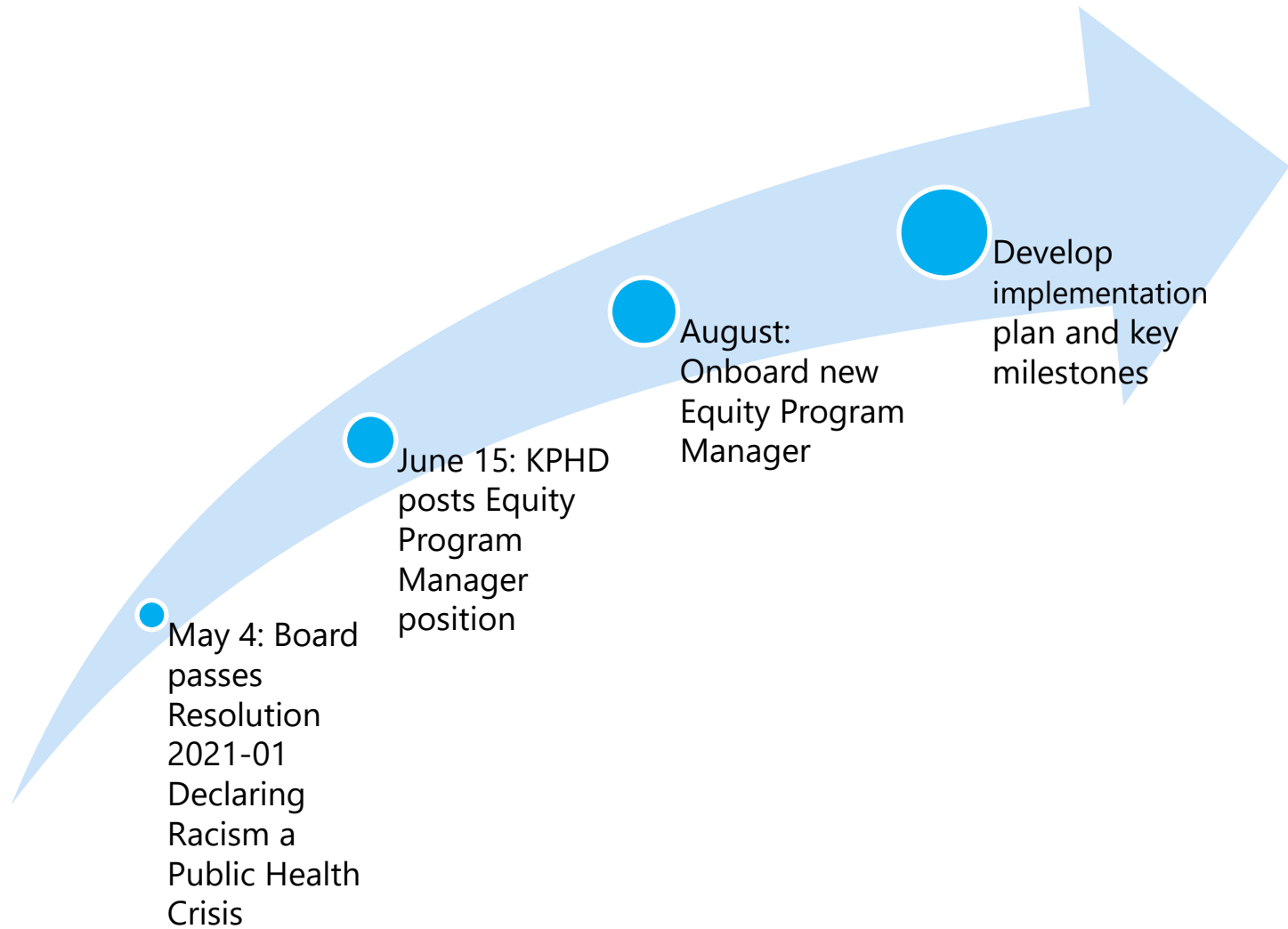
KITSAP PUBLIC HEALTH DISTRICT

New: Recruit Equity Program Manager

- Posted June 15, closes July 11
- Full-time, permanent position
- Lead efforts to develop, support, implement, and evaluate the District's associated initiatives as outlined in Board Resolution 2021-01, Declaring Racism a Public Health Crisis.
- Assist in developing an Equity program and outlining program direction, with a focus on coordination, planning, administration, and evaluation.
- Coordinate and monitor program activities; review and analyze data; provide technical assistance and guidance; and act as a liaison between various internal and external partners.



Timeline



New: Equity Program Webpage

<https://kitsappublichealth.org/about/equity.php>

[HOME](#)[ABOUT](#)[CONTACT](#)[NEWS/MEDIA](#)[CAREERS](#)[COMMUNITY
HEALTH](#)[ENVIRONMENTAL
HEALTH](#)[FOOD SAFETY](#)[INFORMATION](#)

Welcome to Kitsap Public Health District

OUR VISION

Striving to make Kitsap County a safe and healthy place to live, learn, work and play.

About

[Accreditation](#)[Mission Statement & Guiding Principles](#)[Our Organization](#)[Equity Program](#)[Kitsap Public Health Board](#)[Board Meeting Materials](#)[Committee Meeting Materials](#)[Board Resources](#)[Customer Service Commitment](#)[Reasonable Accommodations Policy](#)[Non-Discrimination Policy](#)[Language Access Plan](#)[Contact/Feedback Form](#)[Report a Public Health Concern](#)[Budget](#)[Audit Reports](#)[Organizational Chart](#)[Our Strategic Plan](#)[Privacy Policy \(Protecting Confidentiality of Health Information\)](#)[Board-Approved Agreements](#)

KITSAP PUBLIC HEALTH DISTRICT PROMOTES EQUITY

Kitsap Public Health District is committed to promoting equity and dismantling racist systems that damage the health of Kitsap County residents. [We believe](#) all Kitsap residents should have equal opportunity to live healthy and safe lives.

Updates and resources related to our equity work will be posted to this page. If you have questions or suggestions, please email pio@kitsappublichealth.org

Kitsap Public Health Board resolution "Declaring Racism a Public Health Crisis"

On May 4, 2021, the Kitsap Public Health Board adopted a resolution declaring racism a public health crisis. Resolution 2021-01 commits the Health Board and Kitsap Public Health District to taking specific, meaningful actions to address institutionalized and systemic racism. Learn more:

- [Resolution 2021-01](#)
- [News release](#)
- [Recording of May 4 Health Board meeting](#)
- [Recording of April 6 Health Board meeting](#) (draft resolution presentation)

Supporting equity in the COVID-19 pandemic

Kitsap Public Health is collaborating with community members and organizations to improve equity in the rollout of COVID-19 vaccinations. This work includes hosting a regular COVID-19 Vaccine Equity Collaborative, supporting clinics offering vaccination for underserved populations, distributing educational materials in a variety of languages and formats, and sharing vaccination data. Learn more:

- [COVID-19 vaccine page](#)
- [COVID-19 Outreach Toolkit](#)
- [COVID-19 vaccination demographics dashboard](#)
- [COVID-19 case demographics dashboard](#)

June 2020 Letter to Community

Kitsap Public Health District leadership published an open letter to the community following the killing of George Floyd in Minneapolis. [Read the letter here.](#)

2017 Health Disparity Report

Kitsap Public Health District published a report identifying disparities in health outcomes among different population groups in Kitsap County. [Read the report here.](#)

Diversity within Kitsap Public Health District

Kitsap Public Health District is committed to employing a diverse workforce that reflects the communities it serves. The dashboard below compares demographics of the Health District employees with the county population as a whole.

New: Diversity at Kitsap Public Health District Dashboard

- Display and comparison of demographic characteristics:
 - Kitsap County population (age 20 and older)
 - KPHD staff
 - KPHD management
- Plan dashboard updates in January and July
- Current dashboard shows staff data as of 4/26/21
- Dashboard online at: <https://kitsappublichealth.org/about/equity.php>



Diversity by Gender

- Just over 7 in 10 KPHD staff and management are females, compared to half in the general population

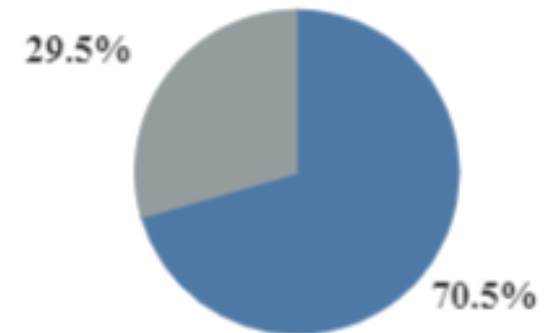
Gender as a Percentage of Sample

■ Female
■ Male

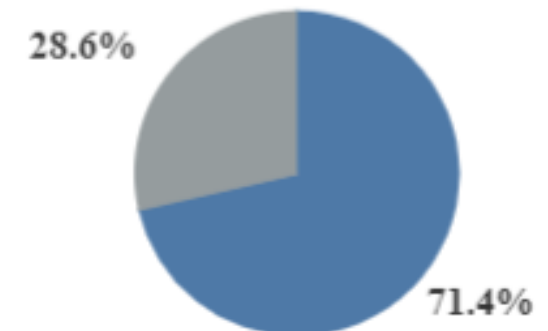
Kitsap County,
Washington



KPHD Staff



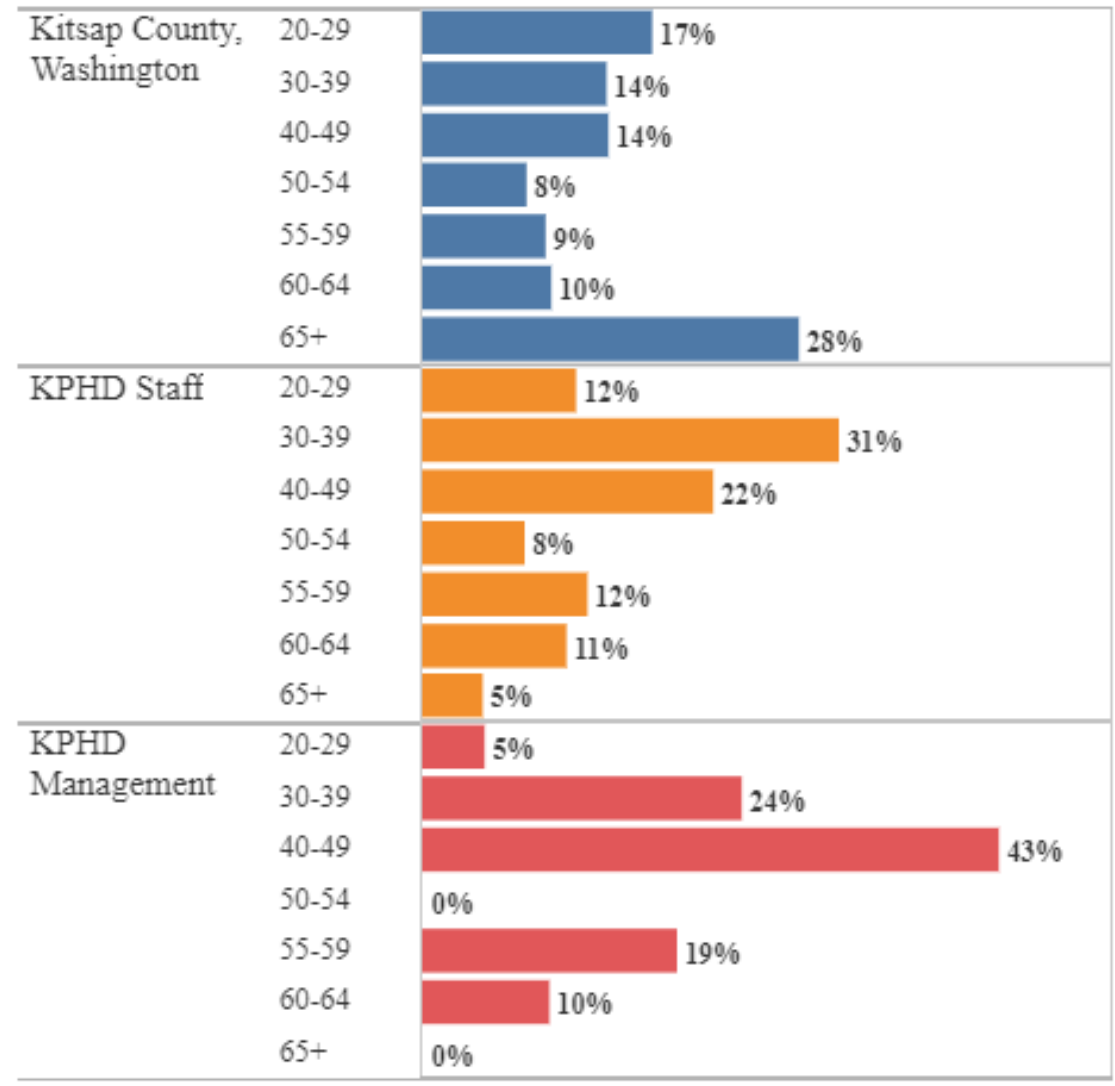
KPHD Management



Diversity by Age

- Just over half of KPHD staff and 67% of management are ages 30-49
- KPHD workforce distribution does not mirror general population which includes older adults of retirement age (65+)
 - Note: population under age 20 excluded

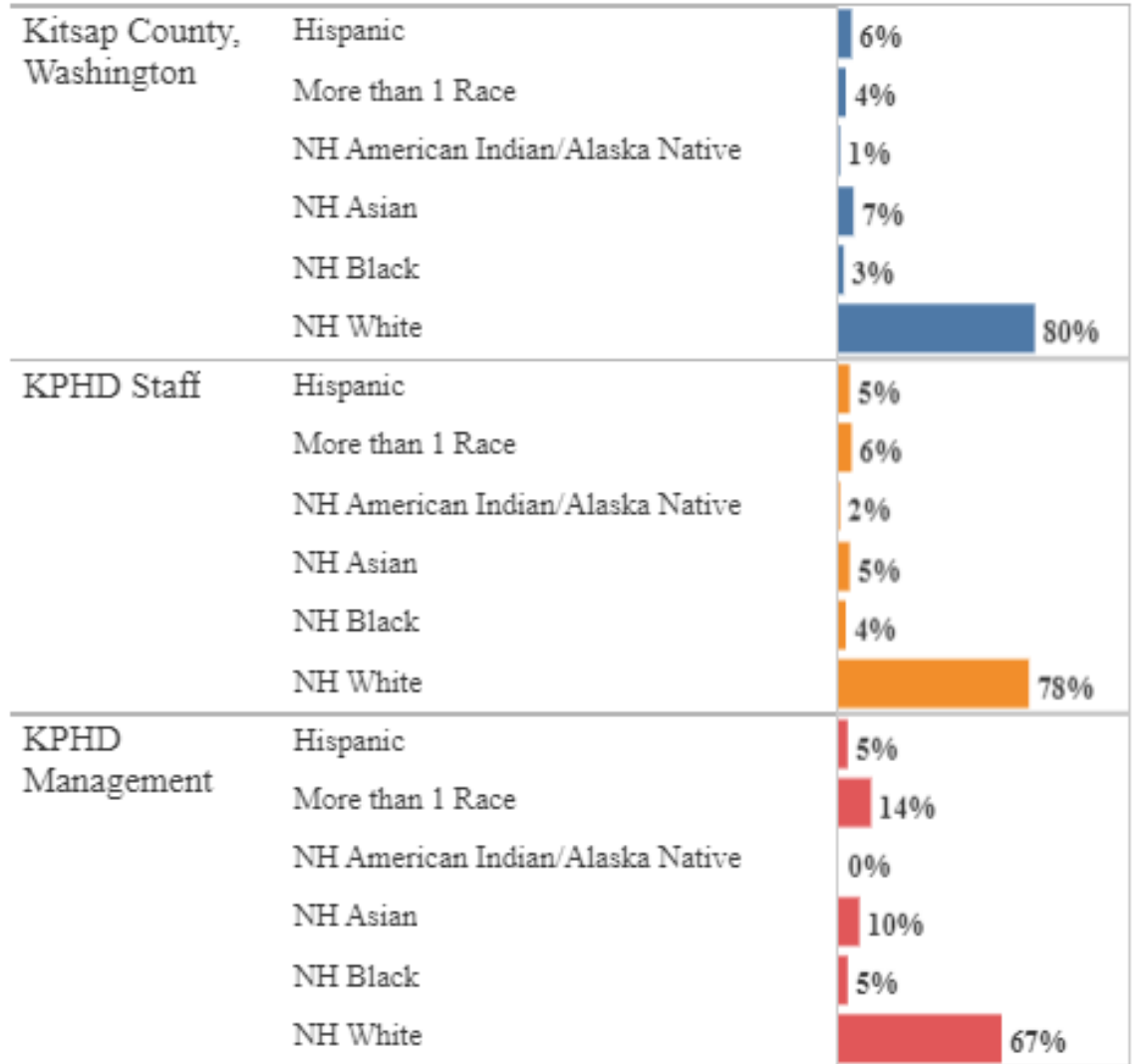
Age as a Percentage of Sample



Diversity by Race/Ethnicity

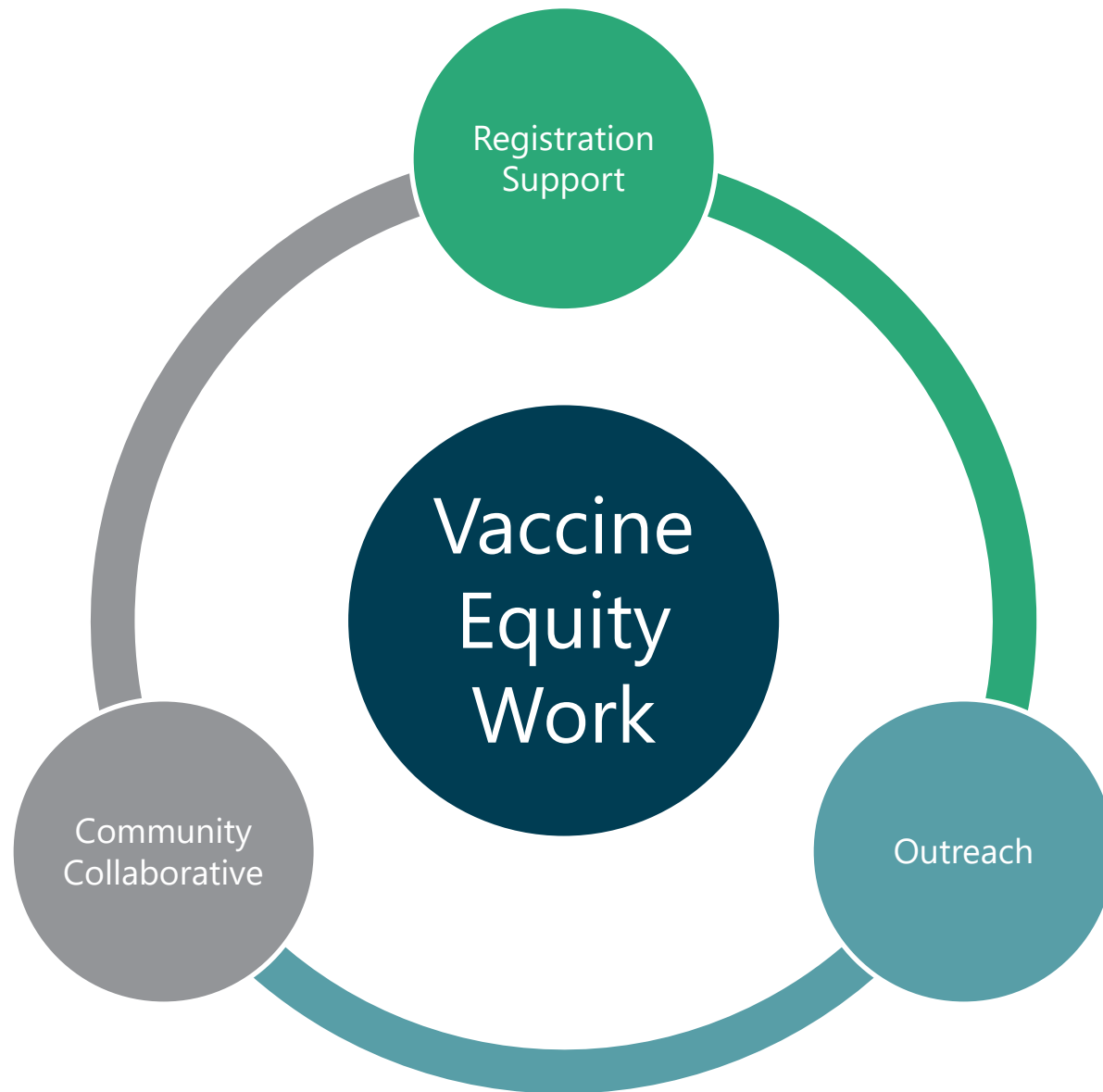
- KPHD staff of non-White race/ethnicity is slightly higher than the county, 22% vs 20%
- KPHD management of non-White race/ethnicity is higher than all staff and county, 33% vs 22% and 20%
- Staff and management are representative across all race/ethnicity groups except no AIAN in management

Race/Ethnicity as a Percentage of Sample



Note: NH = Non-Hispanic; Kitsap County population estimates for those age 20 and older only.





Registration Support

- Staff assigned to call/email community needing support with registration
 - Appointments, second doses, locations, etc.
 - Approximate monthly call/email volumes:
 - March 735
 - April 250
 - May 230
 - June 70
- Staff connected community to mobile @ home vaccine
 - May/June: 37 connected
 - Partnership with Bainbridge Prepares and DOH vaccine teams



Outreach

- Email/phone/postcard outreach to ~1,800 residents potentially homebound
- Weekly collaboration call with PCHS popup vaccine team
- Staff researching additional outreach strategies successful in other communities
- Vaccine team outreach to set up pop-up/strike team vaccine events



Collaborative

- Biweekly zoom -- strong, ongoing collaboration and discussions
- Shifting to new format
 - 4th Tuesday full group meetings
 - 2nd Tuesday sub-group meetings
 - Accountability tracking
 - Data
 - Outreach/Engagement/Communications



Questions?



KITSAP PUBLIC HEALTH DISTRICT

COVID-19 Vaccine Update

Kitsap Public Health Board Meeting
July 6, 2021



KITSAP PUBLIC HEALTH DISTRICT

Vaccine Timeline

December 2020

- Application filed and approved to administer COVID vaccine
- Worked to increase enrollment with long-term care/ pharmacy partnership
- Coordinated with the two healthcare providers who initially received vaccine
- Issued call to action to medical community to increase provider enrollment in COVID-19 vaccine



Vaccine Timeline

January 2021

- Coordinated with local enrolled providers through weekly strategy and update calls
- Partnered with Virginia Mason Franciscan Health, Kitsap County EOC, Kitsap County Medical Society, and local EMS providers to set up first static vaccination clinic at former Saint Michael Medical Center in Bremerton
- Vaccinated 2,510 people during the first week of operation (100% of the vaccine received)



Vaccine Timeline

February 2021

- Launched Vaccine Equity Collaborative
- Reserved clinic appointment slots for individuals needing assistance
- Scouted for sites for additional static locations
- KPHD vaccine doses administered: 2,887



Vaccine Timeline

March 2021

- Set up second static vaccination clinic
- Started offering standby list for appointments
- KPHD vaccine doses administered: 11,031
- Kitsap County reached milestone of administering 100,000 doses
- By end of March:
 - 34% of Kitsap residents 16 and older received first dose
 - 64% of residents 65 and older received first dose



Vaccine Timeline

April 2021

- Partnered with Marvin Williams Center and Olympic College Nursing Program to operate clinics
- Set up third static KPHD operated vaccine clinic
- KPHD clinics administered 7,303 doses of vaccine



Vaccine Timeline

May 2021

- No longer required appointments
- Began operating pop-up clinics and vaccine strike teams
- To date, KPHD clinics have administered a combined total of 20,600 doses of the COVID-19 vaccine



Where We Are Now

- Increasing provider enrollment
- Supporting education and training efforts
- Serving as a vaccine hub
- Taking requests for pop up clinics and vaccination strike teams



Vaccine Pop-Up Clinics

- 15 conducted as of 6/30
- 405 vaccine doses administered as of 6/30
- Locations include: libraries, farmers markets, festivals/fairs, restaurants, businesses, Kitsap Mall
- Clinics have been throughout the county
- Have offered at least 2 types of vaccine at each event



“Closed” Clinics

- 5 conducted as of 6/30
- 30 vaccine doses administered as of 6/30
- Smaller event focused on an at-risk populations



Vaccine Event Schedule

The screenshot shows a web browser window displaying the Kitsap Public Health District's COVID-19 vaccine event schedule. The page has a navigation bar with links for HOME, ABOUT, CONTACT, NEWS/MEDIA, and CAREERS. Below this is a banner for "COVID-19 UPDATES AND RESOURCES" with the text "Together, we will stop the spread of COVID-19!". A "Vaccine Information" section is visible, with a link to "Return to the Main COVID-19 Page". The main content area is titled "KITSAP PUBLIC HEALTH VACCINE CLINIC" and contains text about COVID-19 vaccination appointments. Below the text is a calendar view for the week of June 20-26, 2021, showing various vaccine events at different locations and times. The calendar includes a "Print" button and a "Google Calendar" link. The bottom of the page shows a Windows taskbar with the date 6/24/2021 and time 11:26 AM.

KITSAP PUBLIC HEALTH VACCINE CLINIC

COVID-19 vaccination appointments are now widely available in our county. Everyone 12 or older is eligible.

The calendar below shows locations and times where Kitsap Public Health District vaccine clinics are available. If our clinic times/locations do not work for you, there are [more vaccine sites available](#) throughout the county.

To view future clinic weeks, click on the button. For specific details about a clinic, click on the calendar event.

Calendar View: Jun 20 - 26, 2021

Day	Sun 6/20	Mon 6/21	Tue 6/22	Wed 6/23	Thu 6/24	Fri 6/25	Sat 6/26
10am						10 - 2p CA, Food Bank Pfizer	10 - 2p Poulsbo Farmers Market Pfizer
11am			11 - 2p Kitsap Regional Library Pfizer	11 - 2p Kitsap Regional Library Pfizer		11 - 2p Harrison Pfizer	
12pm						12 - 2p Harrison Pfizer	
1pm						1pm Harrison Pfizer	
2pm						2pm Harrison Pfizer	
3pm						3pm Harrison Pfizer	
4pm						4pm Harrison Pfizer	
5pm						5pm Harrison Pfizer	
6pm						6pm Harrison Pfizer	

Find more local vaccination opportunities at [vaccinefinder.doh.wa.gov](#)

https://kitsappublichealth.org/communityHealth/Covid-19/CoronaVirus_Vaccine.php



For more information or to share ideas for “pop-up” clinics:

Call (360) 728-2219 or email

covidvaccine@kitsappublichealth.org



2021 Kitsap County Community Health and Well-being Survey

Jordan Arias
Epidemiologist
Assessment and Epidemiology Program



KITSAP PUBLIC HEALTH DISTRICT

Background

- Kitsap Public Health District (KPHD) conducted the 2021 Kitsap County Community Health and Well-being Survey in order to better understand our community's feelings on COVID-19, vaccinations, and their ability to cope with the pandemic.
- Conducted via SurveyMonkey between May 3 and May 20
- Advertised through email lists, KPHD's website, social media, and community partners.



Survey Overview

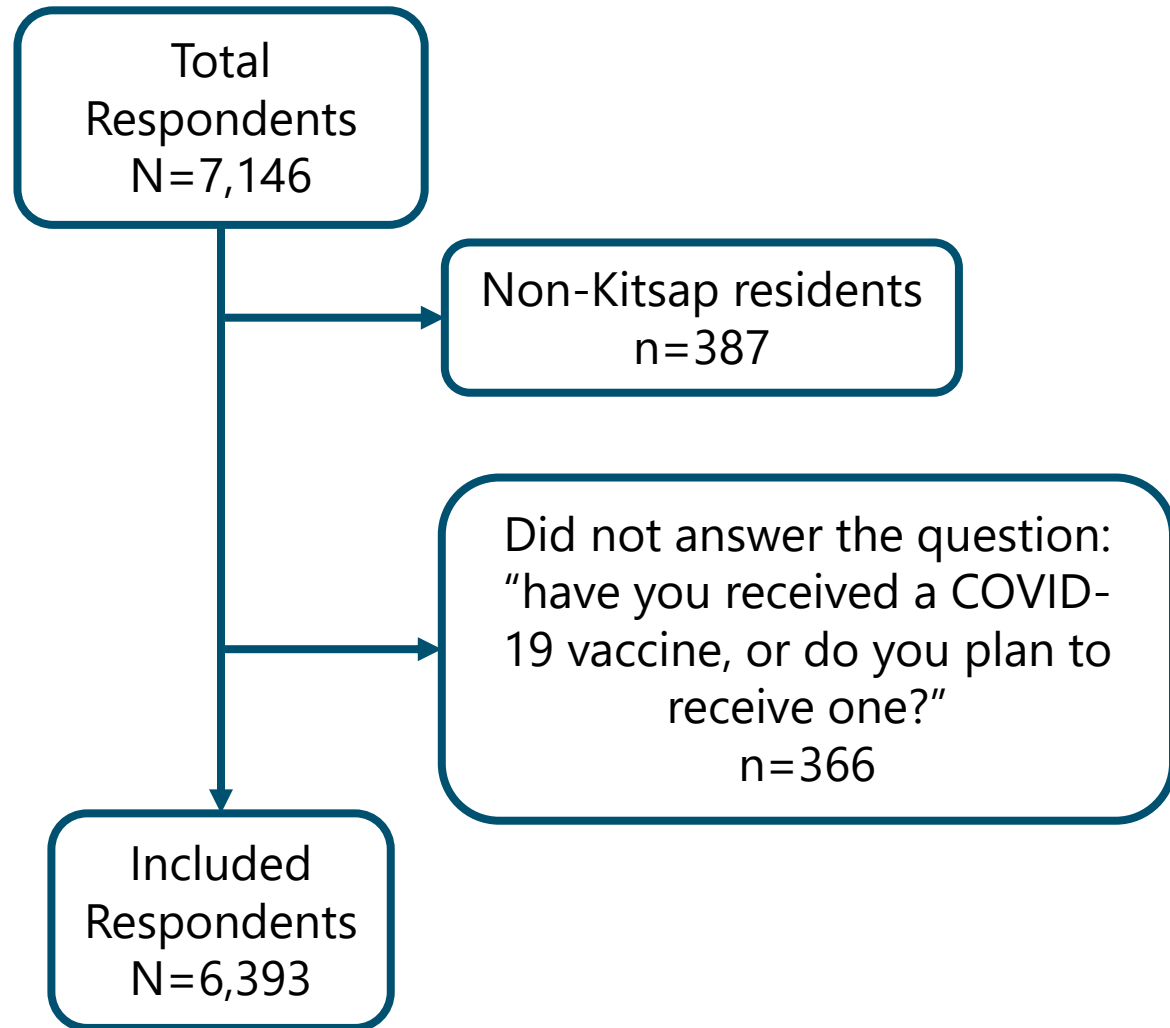
- **How is the community doing?**
- **Vaccination Attitudes**
- COVID-19 Infection Experiences

To learn more about the results, please visit:

<https://kitsappublichealth.org/communityHealth/EpiData/EpiDataMain.php>



Survey Respondents



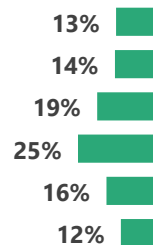
Survey Participants

Underrepresented groups among the **2021 Community Survey participants** compared to the **population of Kitsap County**:

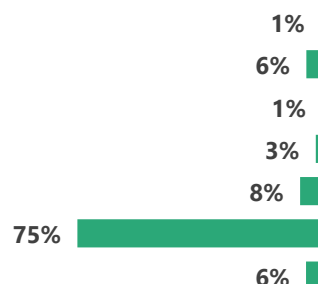
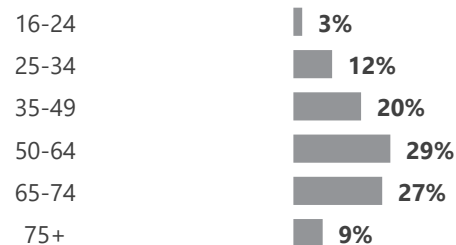
- Males
- Ages 16-34, and 75+
- Those who identified their race/ethnicity as Asian, Black, or Hispanic
- Residents of Bremerton, Central Kitsap, South Kitsap



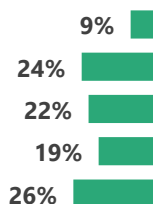
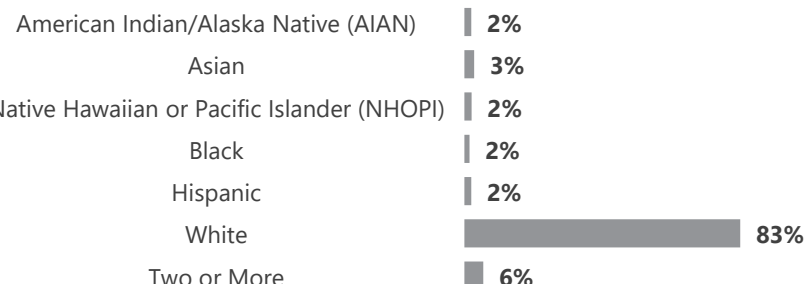
Gender (n=5,961)




Age Group (n=6,036)



Race/Ethnicity (n=5,858)



Region (n=6,393)

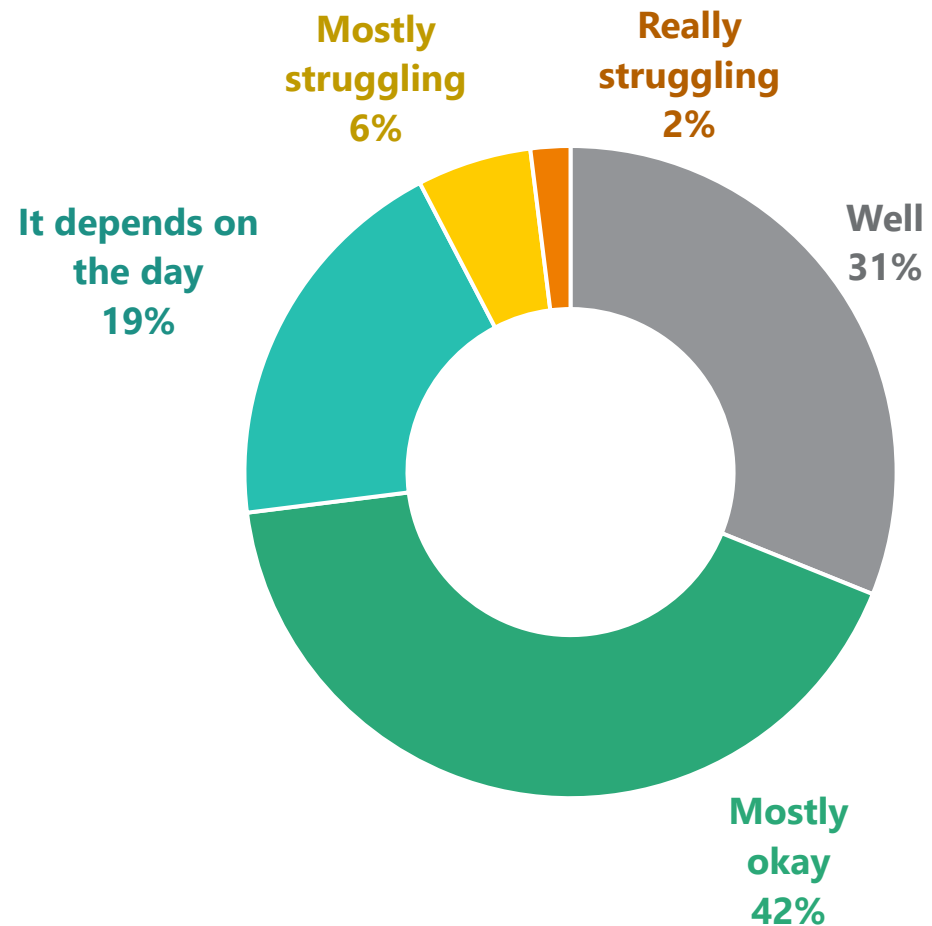




How is our community doing?

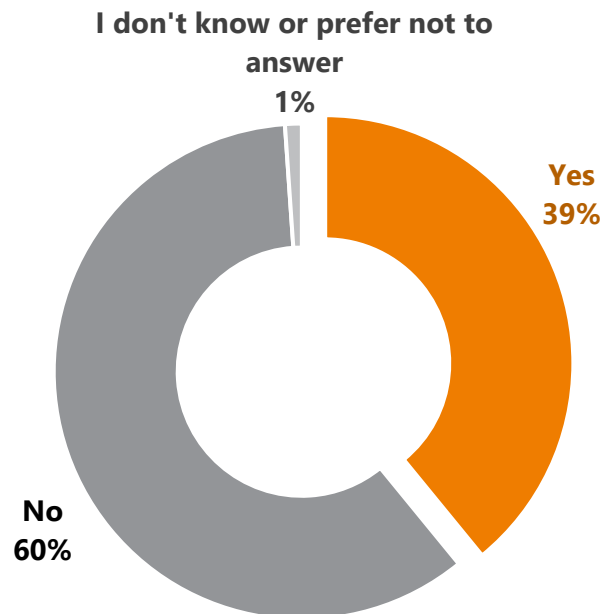


How well do
you feel like
you are
handling life
during the
COVID
pandemic?
(n=6,377)



Major Life Changes

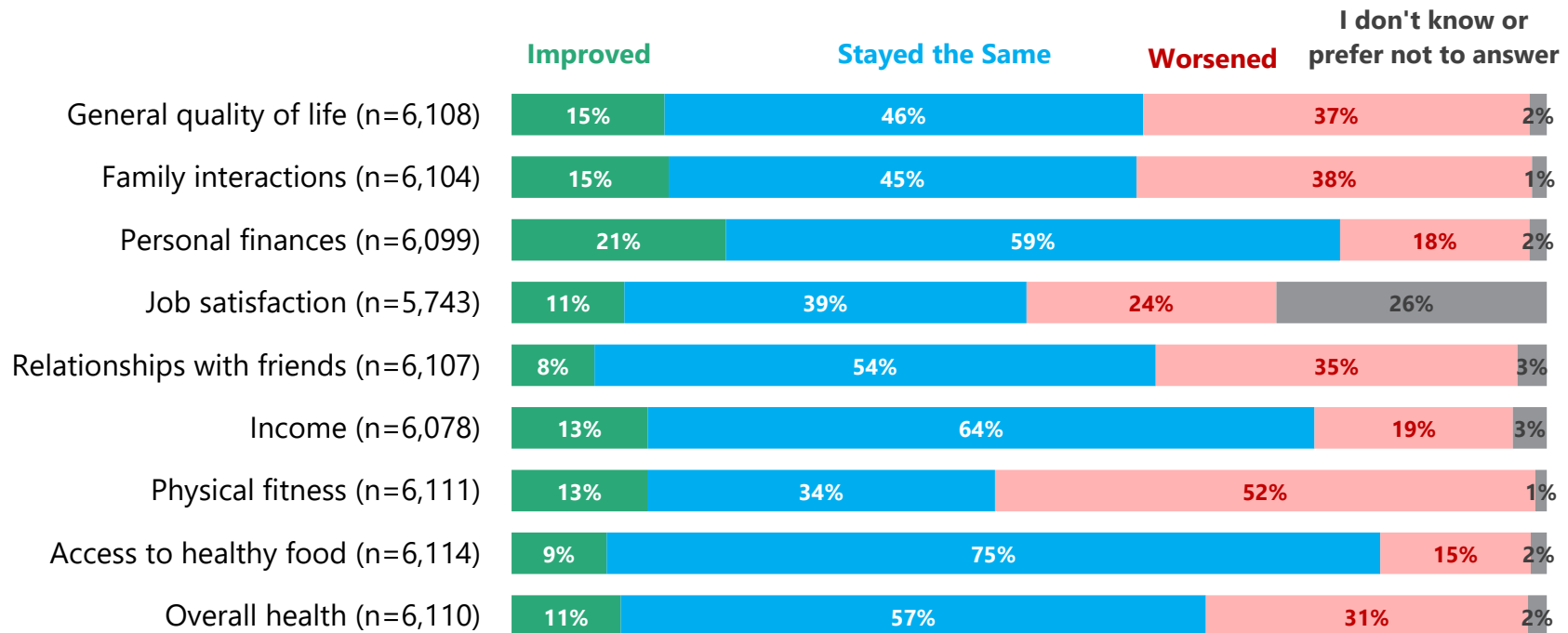
Have you had any major life changes since the start of the pandemic? (n=6,140)



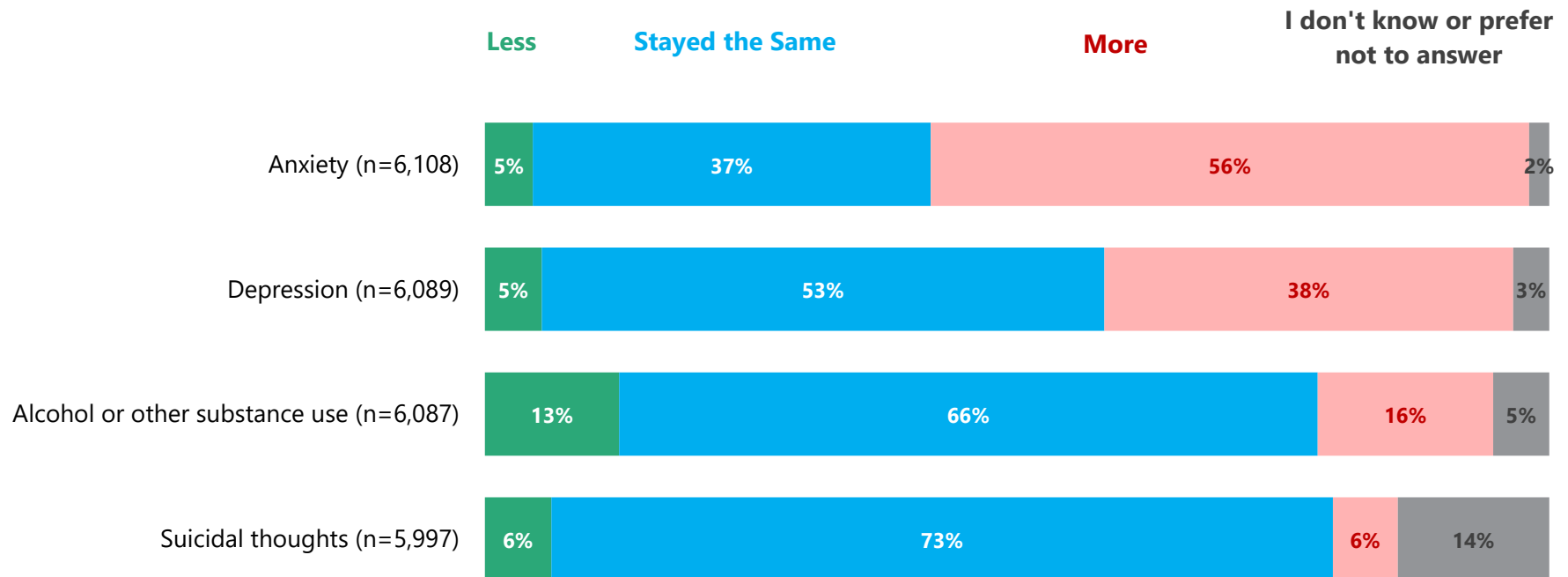
- Major life changes were defined as, “a death in your immediate family, a new child, separation or divorce, lost your job, housing change, or something else”
- More than a third of people had a major life change and 7 in 10 of those said at least one of their major life changes was due to the pandemic.



How do you feel the following things have changed for you since the start of the pandemic?



How do you feel the following things have changed for you since the start of the pandemic?



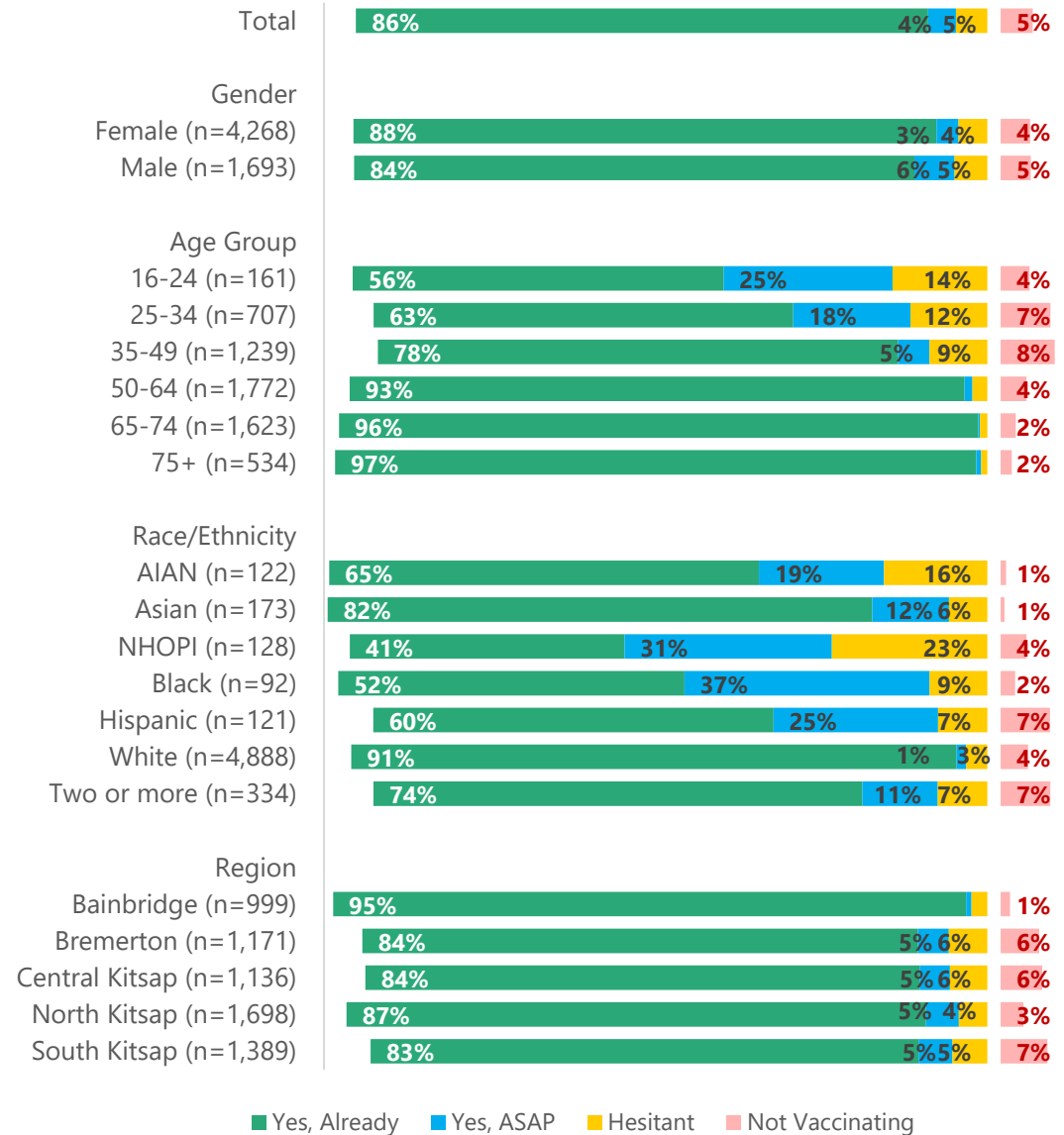


Vaccinations in our community



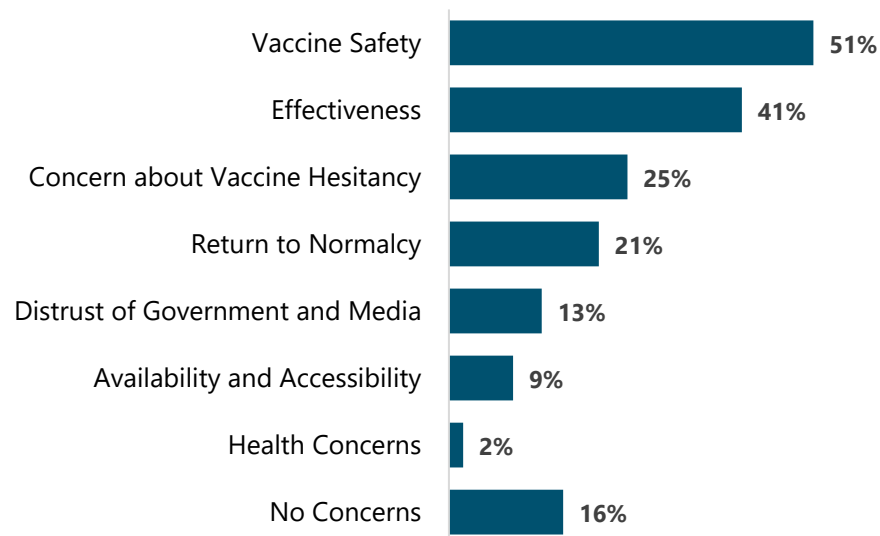
Have you received a COVID-19 vaccine, or do you plan to receive one?

- Overall, 86% of respondents were already vaccinated.
- The groups with the highest percentage of respondents who want to be vaccinated or are not sure if they will be vaccinated include:
 - Age Groups:
 - 16-24
 - 25-34
 - Race/Ethnicity
 - AIAN
 - NHOPI
 - Black
 - Hispanic

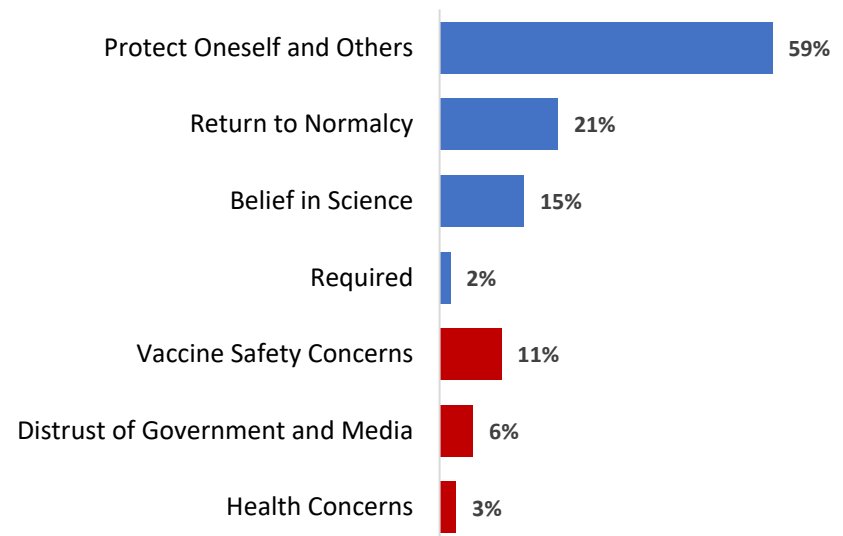


Vaccination Feelings

If you have concerns about the COVID-19 vaccine, what are your top concerns?
(n=4,678)

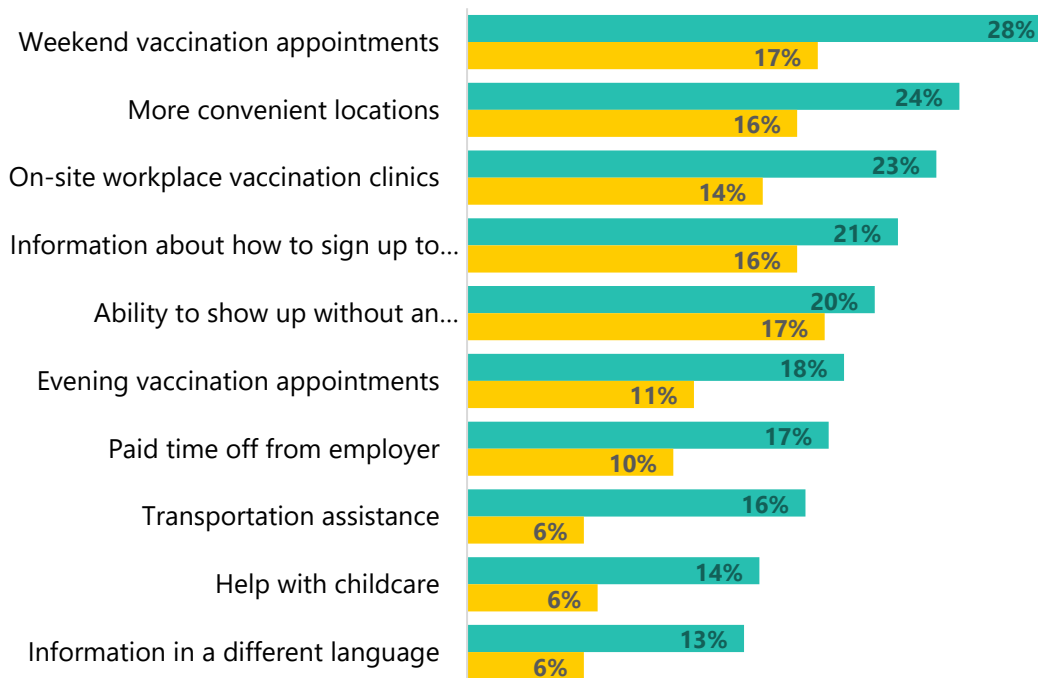


Please explain your reasoning and feelings around **getting** or **not getting** a COVID-19 vaccine (n=3,630)



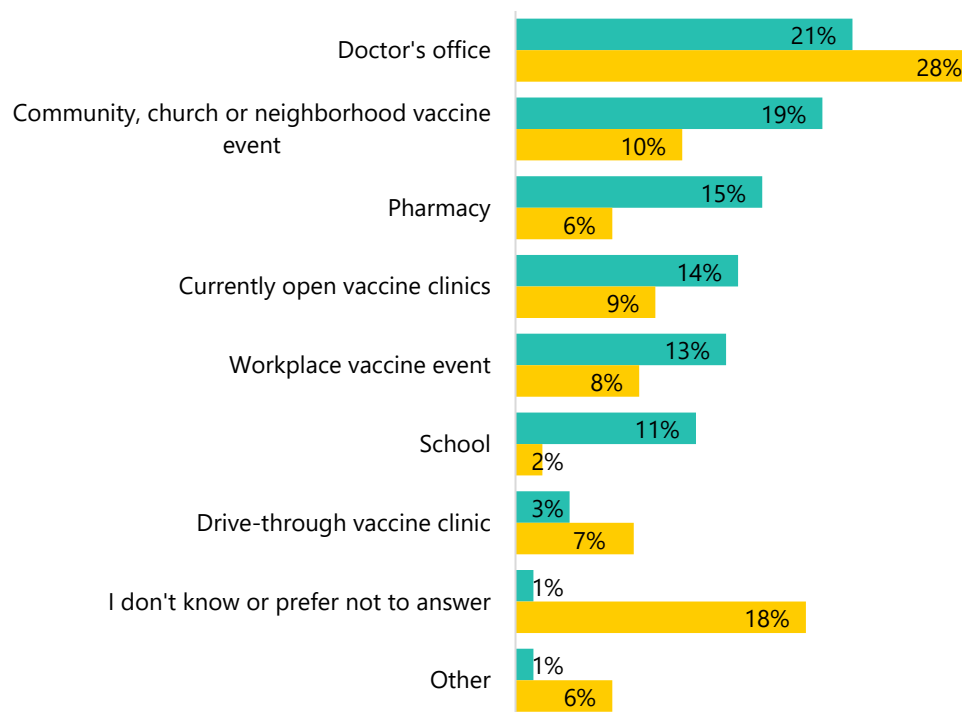
What would make it easier for you to get vaccinated?

- The most frequent response among those who said they would like to be **vaccinated as soon as possible** (n=270) was “weekend vaccination appointments.”
- Among those who were **hesitant to be vaccinated** (n=302), “ability to show up without an appointment” was the most common response.
- KPHD now offering both weekend and evening appointments.
- More locations offering vaccines without requiring an appointment.



Where would you prefer to be vaccinated?

- Both those who **want to be vaccinated as soon as possible**, and those who are **hesitant to vaccinate** most frequently said they wanted to be vaccinated at a doctor's office.
- KPHD is working with health care providers who are willing to vaccinate.
 - Staff trained on answering questions, storage, handling, and administration.
 - Vaccines offered at every health encounter.
 - Helping where it is needed (i.e. storage, distribution)



Summary

- While most respondents reported being “Well” or “Mostly Okay,” over half of the participants reported their physical fitness has worsened and they are experiencing more anxiety.
- There is a larger interest in being vaccinated among younger people and every non-white race/ethnicity group.
- KPHD is working on making vaccines more accessible to these groups by working with healthcare providers and improving availability.

