

Kitsap Public Health District Health Board Update

Gib Morrow, MD, MPH
Health Officer, Kitsap Public Health District
May 4, 2021



KITSAP PUBLIC HEALTH DISTRICT

Case Rates

Kitsap Rate per 100,000 (Past 14 days*)

213.8

% Positive (Past 7 Days*)

7.9%

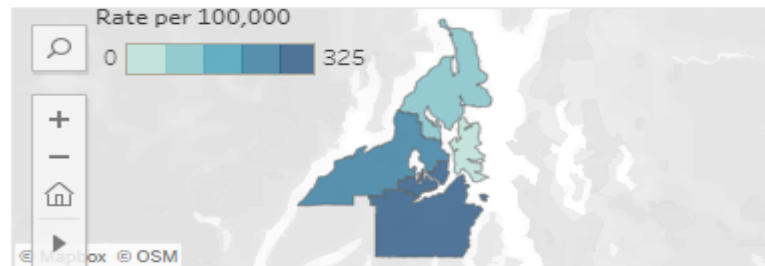
Vaccine Doses Given by Kitsap Facilities

189,519

Rate of COVID-19 Cases per 100,000, Past 14 days*, Filter by Geographic Region



Rate of COVID-19 Cases per 100,000 Residents by Geographic Region in Past 14 Days*



Cases, contacts, deaths, and testing information is current as of 4/29/2021

Total Cases in Isolation**	332
Total Close Contacts in Quarantine***	245
Deaths	106

	Kitsap	Bainbridge	Bremerton	Central	North Kitsap	South Kitsap
Total Positive Cases	7,485	295	1,981	1,737	1,146	2,326
New Positive Cases Added Since Last Update	39	0	11	7	3	18



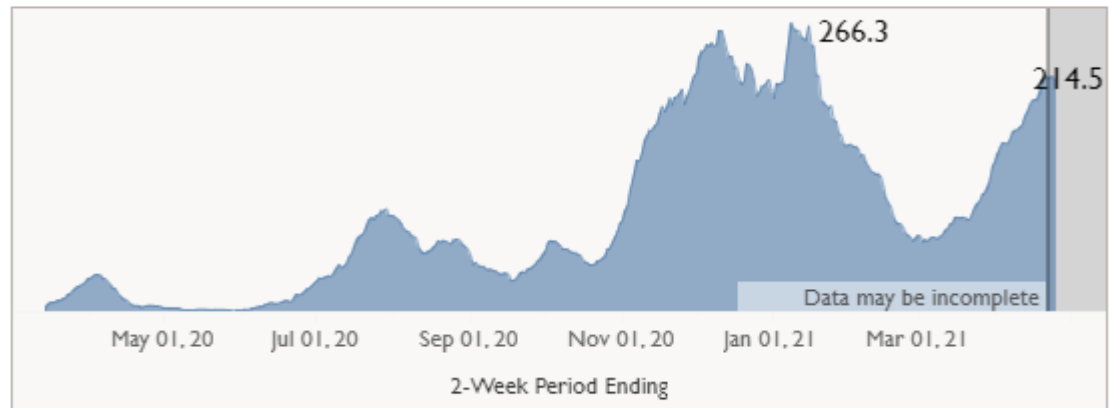
Weekly Cases

There were **273 cases** reported in Kitsap County last week*. Case numbers **decreased** in Kitsap overall this week.



Rolling Incidence Rate (Past 14 Days)

In the past two weeks*, there were **214.5 cases per 100,000 residents** of Kitsap County.



Percent Positivity (Past 7 Days)

In the past 7 days*, **8.1%** of the COVID-19 tests were positive for residents of Kitsap County.



Roadmap to Recovery, Key Metrics

- Case rate/100k/2 weeks– target<200
- Hospitalization rate/100k/1 week – target<5
- ICU capacity, statewide- target < 90%
- Cases: 4/11/2021-- 4/24/2021
- Hospitalizations: 4/15/2021--4/21/2021
- ICU Occupancy: 4/19/2021-- 4/25/2021



Where did Kitsap Land?

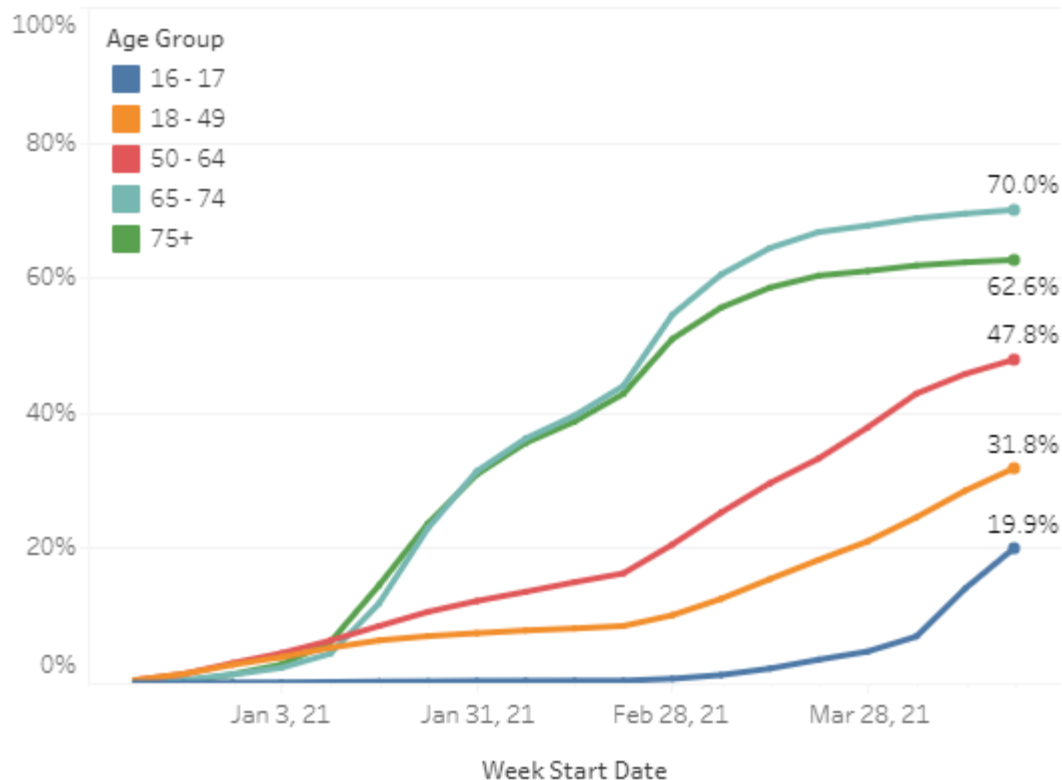
- Case rates, done deal...
- ICU capacity okay, if not whole state rolls back
- Hospitalizations... 17 people at SMMC today...

Kitsap County		Hospital admit date	Rate of newly hospitalized COVID-19 patients per 100K people
<div>Rate of newly hospitalized COVID-19 patients per 100K people during the past week</div> <div>5.1</div> <div>Population</div> <div>272,200</div> <div>Newly hospitalized COVID-19 patients during the past week</div> <div>14</div>		04/26/21	5.1
		04/25/21	5.1
		04/24/21	5.5
		04/23/21	5.1
		04/22/21	4.4
		04/21/21	4.8
		04/20/21	5.1
		04/19/21	5.1
		04/18/21	5.5
		04/17/21	5.1
		04/16/21	4.8
		04/15/21	5.1
		04/14/21	4.4
		04/13/21	2.9
		04/12/21	2.6
		04/11/21	2.6
		04/10/21	2.6

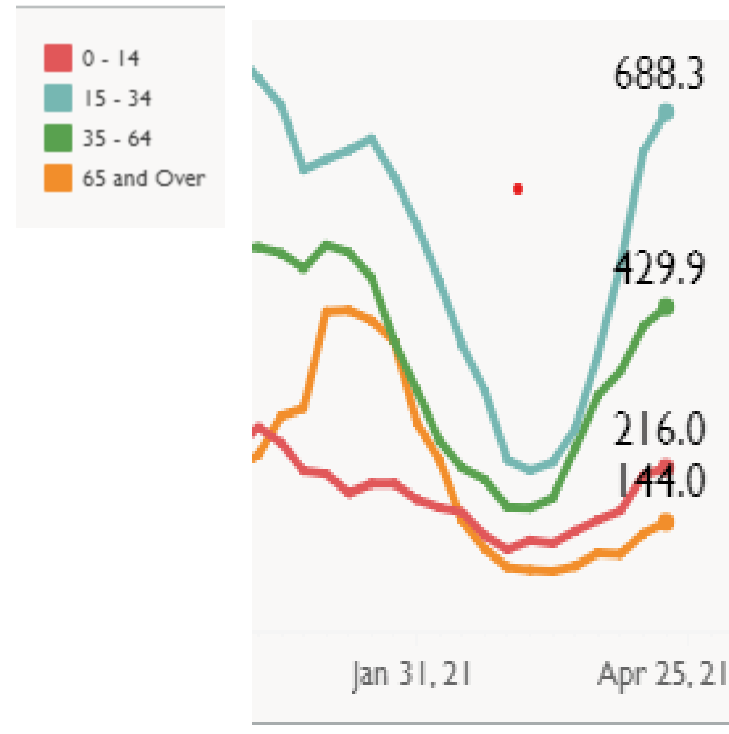


Why vaccinations are crucial

Percent of Kitsap Residents who have Initiated Vaccination by Age Group and Week of Vaccination



By Age -
Case Rate per 100,000



Vaccinations and Outbreaks

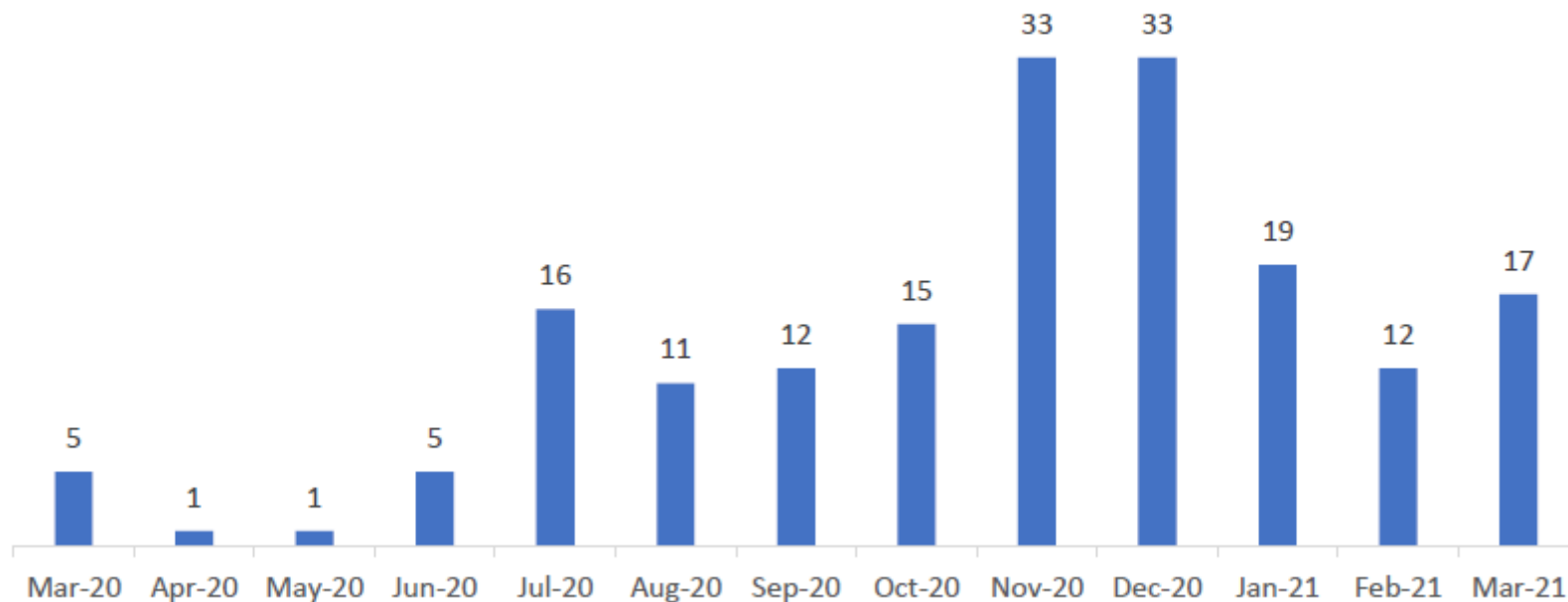
Long-term care (LTC) facility outbreak summary:

LTC outbreaks reported to date: 41

LTC outbreak-associated cases to date: 526 (includes non-Kitsap)

Active LTC outbreaks: 0*

Figure 11: Number of COVID-19 Outbreaks by Outbreak Declaration Month, N=180



How is Kitsap Doing with Vaccinations?

Statewide		Kitsap		Jefferson		Pierce	
Percent of Total Population Initiating Vaccination	43.65%	Percent of Total Population Initiating Vaccination	37.81%	Percent of Total Population Initiating Vaccination	60.44%	Percent of Total Population Initiating Vaccination	34.63%
Percent of Total Population Fully Vaccinated	31.20%	Percent of Total Population Fully Vaccinated	29.72%	Percent of Total Population Fully Vaccinated	50.59%	Percent of Total Population Fully Vaccinated	25.14%
Percent of Population Initiating Vaccination (16+)	54.40%	Percent of Population Initiating Vaccination (16+)	46.54%	Percent of Population Initiating Vaccination (16+)	67.96%	Percent of Population Initiating Vaccination (16+)	44.27%
Percent of Population Fully Vaccinated (16+)	38.88%	Percent of Population Fully Vaccinated (16+)	36.58%	Percent of Population Fully Vaccinated (16+)	56.88%	Percent of Population Fully Vaccinated (16+)	32.14%



Vaccines are available –Where are the people?

	BREMERTON, SMMC									PORT ORCHARD, CLC							
	TUESDAY		WEDNESDAY		THURSDAY		FRIDAY			TUESDAY		WEDNESDAY		THURSDAY		FRIDAY	
	Filled	Open	Filled	Open	Filled	Open	Filled	Open		Filled	Open	Filled	Open	Filled	Open	Filled	Open
10:00	23	43	31	35										5		20	37
10:30	2	64	4	62										1		5	52
11:00	6	60	13	53												4	53
11:30	5	61	4	62												2	55
12:00	5	61	5	61												2	56
12:30	4	62	9	57						16	41	15	42			5	53
13:00	13	53	25	41	8	20				7	50	3	54			21	37
13:30					29	37	47	19		5	52	6	51				
14:00					6	60	9	57		1	56	1	56				
14:30					3	63	4	62		0	58	1	57				
15:00					3	63	11	55		3	55	5	53				
15:30					7	59	9	57		17	41	7	51				
16:00					11	55	6	60									
16:30					12	54	35	31									
totals	58	404	91	371	71	391	121	341		49	353	38	364	6	0	59	343



Vaccination -- why do it?

- Personal health benefits
- Protection of those around you (all, but particularly those with weakened immunity)
- Decreased disease activity, fewer hospitalizations and deaths
- Economic recovery
- Staggering cost of this illness to our society, now and into the future
- Safer schools and workplaces
- Fewer restrictions and return to normal



How do we get people off the fence?

- Make it available, easy, safe, and attractive
- Modeling, transparency, expectation
- New policies in workplaces, schools, healthcare
- Information
- Incentives
- Mandates



Specific Sectors

- **Healthcare** – track vaccination status as the new 5th vital sign, offer on-site vaccinations, track uptake in patients and staff as quality metric.
- **Schools** – Educate, educate, educate; culminating projects, tracking, arrange on-site student vaccinations, gather parental consent, (mandate, prerequisite for participation in certain activities?).
- **Employers** – Incentives for employees and for patrons, workplace tracking, mandates, employee vaccination status as marketing opportunity.
- **Government** – Fill gaps, mobile units, policies, incentives, education, toolkits.
- **Individuals!** – Share, inform, transport, encourage...

