

COVID-19 Vaccine Equity Update

Kitsap Health Board
March 2, 2021

Siri Kushner, MPH CPH
Assistant Community Health Director



KITSAP PUBLIC HEALTH DISTRICT

Health Equity and COVID-19

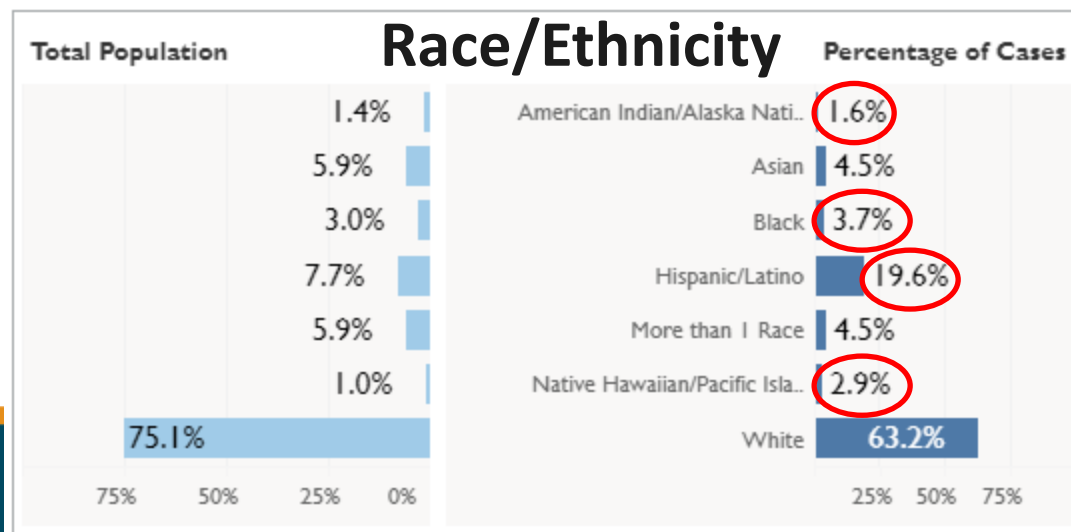
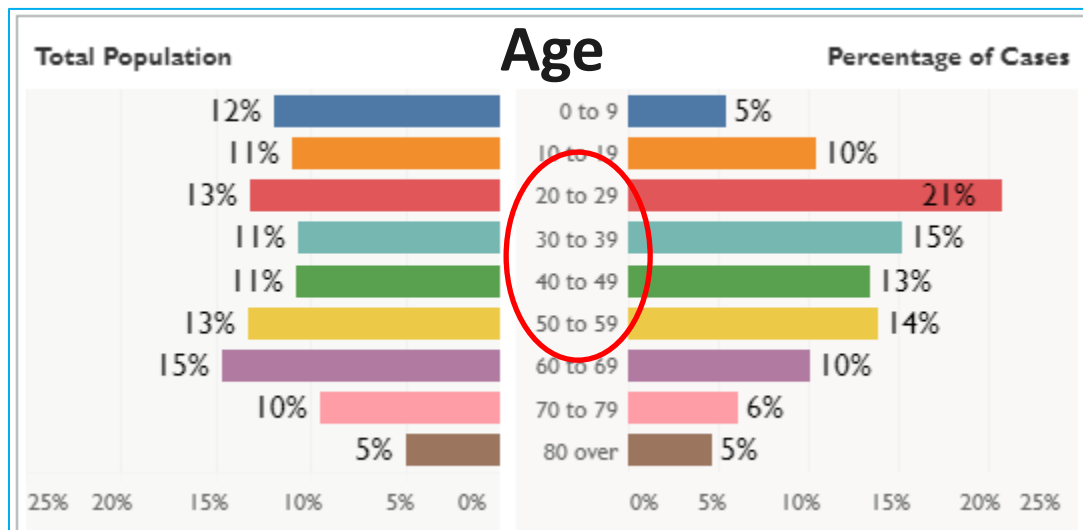
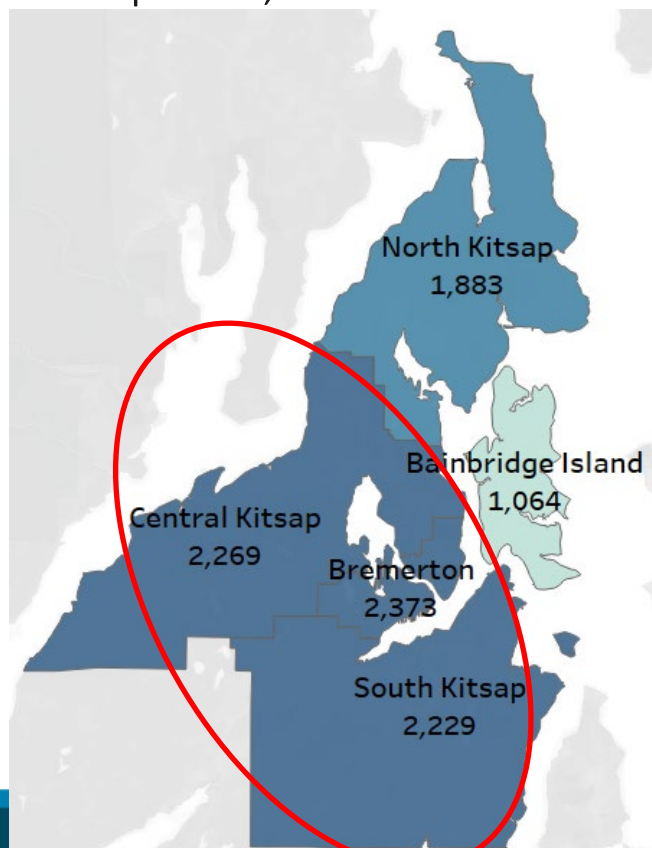
Health equity is when everyone has the opportunity to be as healthy as possible.

Long-standing systemic health and social inequities have put many groups at increased risk of getting sick and dying from COVID-19.

Disproportionate Impact of COVID-19: Kitsap Resident Lab-confirmed Cases

Geography

Rate per 100,000 residents



Cases as of 2/20/2021

Kitsap Vaccine Equity Collaborative

- How does Kitsap County address inequities and work to ensure equitable access to COVID-19 vaccine?
- Convene a collaborative of community organizations, residents, and healthcare providers that have an understanding of communities disproportionately impacted by the COVID-19 pandemic to help inform and improve equity in local vaccination efforts.



Collaborative Structure

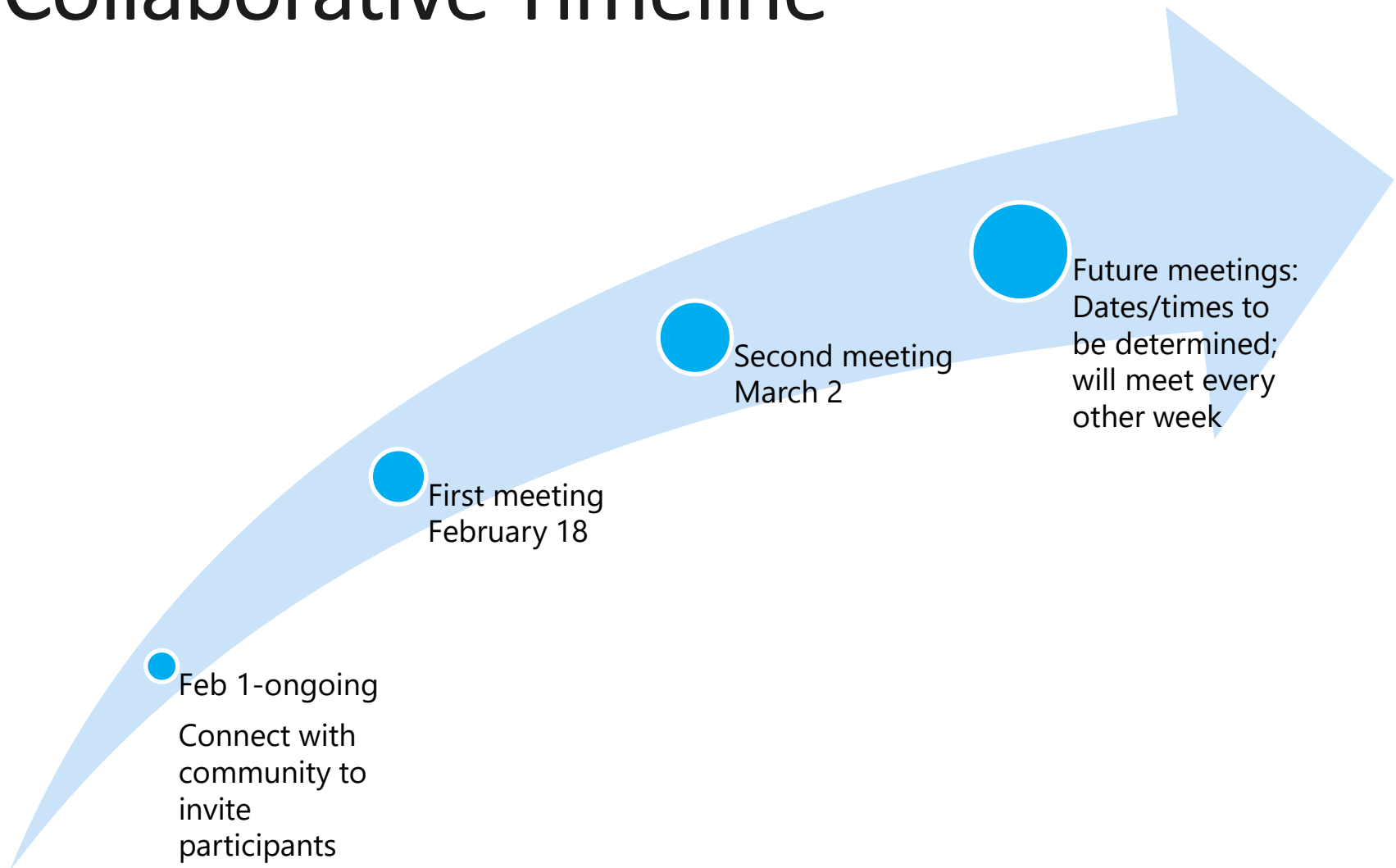
- Meetings are one hour, via Zoom
- Chaired by a community participant
- Staffed by KPHD's COVID-19 Program Community Liaison
- KPHD has contracted with Kitsap Strong to help launch the collaborative providing guidance, support and linkages

Role of Members:

- Inform KPHD and each other on opportunities, successes, and barriers to current vaccine efforts
- Help develop and share accurate information and messages about recommended steps to reduce the spread of COVID-19 within communities/organizations



Collaborative Timeline



What is our goal?

To ensure vaccine distribution is being prioritized in communities most impacted by COVID-19.



People at higher risk
of exposure at work



People more impacted
due to access barriers



People at risk due to
their living situation



People at higher risk for
severe illness due to age



People more impacted
due to systemic
inequities and racism



Multi-Pronged Approach for Vaccine Delivery: Current and future

Federal Pharmacy
Program
(long term care)

St Michael
Medical
Center/CHI
Franciscan

Peninsula
Community
Health Services

Local health care
providers

Pharmacies

High-throughput
community
vaccination site

Mobile
vaccination teams

Port Gamble
S'Klallam Tribe

Suquamish Tribe

Navy/PSNS

Mass vaccination
events

Drive through
vaccination site

Employer-based
vaccination clinics

Community based
pop-up
vaccination clinics



Across All Vaccine Delivery Models, Strive to:

- Focus on highest risk and most impacted
- Work with community for input on planning and communication
- Make registration easy
- Provide diversity in appointment days/hours
- Address transportation and mobility barriers
- Ensure language access



Principles in Action: What we're doing

- Providing **phone numbers in English and Spanish** for individuals to call for registration if they lack internet access or need help registering
- **Requesting names of eligible individuals needing vaccination from community partner organizations** working with populations disproportionately impacted by COVID-19
- **Setting aside a portion of allocated doses for people with higher barriers** to accessing vaccine – use the lists of people calling KPHD vaccine line and names given to us from partners
- Offering **interpretation service** by phone onsite at vaccine clinic
- Ensuring design of high-throughput site is **easy to navigate and comfortable for people of all abilities**
- Providing **timely analysis and publication of vaccine distribution data** to identify and monitor inequities in distribution
- **Convening Vaccine Equity Collaborative** to help inform and improve equity in local vaccination efforts



Vaccine Phases Timeline

WASHINGTON'S COVID-19 VACCINE PHASES

Phase 1 Estimated Start Dates (Tiers A and B)

Find out if it's your turn at [FindYourPhaseWA.org](https://www.findyourphaserwa.org) 

WINTER

SPRING / SUMMER

SUMMER / FALL

Each group will become eligible for the vaccine one at a time and will continue to be eligible throughout the vaccine distribution.

A1
A2

B1

B2

B3

B4

FUTURE
PHASES

CURRENT
PHASE



PHASE 1B
TIER 1

- All people 65 years or older.
- All people 50 years or older in multigenerational households. (homes where individuals from 2 or more generations reside)

Current eligibility for vaccine:

A1, A2: At risk health care workers, high-risk first responders, long-term care residents

B1: Adults age 65+, adults 50+ in multigenerational households

Data Limitations

- High percentages of unknown race and ethnicity and language
- Data include only those reported to the Washington Immunization Information System
 - May not include all vaccines given by Tribes
 - Does not include vaccines given by Navy
- WA DOH sends updated file with previous weeks' data every Monday to KPHD



KPHD COVID-19 Vaccine Web Page

- https://kitsappublichealth.org/CommunityHealth/CoronaVirus_Vaccine.php
- Vaccine Collaborative materials will be posted in the “Resources for Community Partners” section
- Weekly vaccine distribution and vaccine demographics data are displayed at the bottom of the page

HOME ABOUT CONTACT NEWS/MEDIA CAREERS

KITSAP PUBLIC HEALTH DISTRICT

COMMUNITY HEALTH ENVIRONMENTAL HEALTH FOOD SAFETY INFORMATION

Welcome to Kitsap Public Health District

COVID-19 VACCINE

VER PÁGINA EN ESPAÑOL RETURN TO MAIN COVID-19 PAGE

Some clinics and pharmacies are now offering COVID-19 vaccine. However, the supply of vaccine is very limited and demand for vaccination is extremely high. Thank you for being patient as supplies increase and more appointments become available. Everyone who is eligible will be able to get vaccinated, but it will take time.

WHO CAN GET VACCINATED?

These groups are currently eligible for vaccination in Washington:

PHASE 1A

- Healthcare workers and first responders in high-risk settings.
- Long-term care staff and residents.

PHASE 1B, TIER1

- Everyone age 65 or older.
- People 50 or older in multigenerational households (such as people caring for elders in their home).

CHECK YOUR ELIGIBILITY FIND A VACCINE LOCATION SIGN UP FOR LOCAL UPDATES

REGISTER FOR OUR COVID-19 VACCINE CLINIC

NO APPOINTMENTS CURRENTLY AVAILABLE. PLEASE SIGN UP FOR UPDATES.

Getting Help By Phone COVID-19 Vaccination Updates Resources for Community Partners Resources for Healthcare Providers

Kitsap County Vaccine Distribution

Weekly Updates - Monday Last Updated: 2/22/2021

Initial supplies of COVID-19 vaccine have been delivered in Kitsap County. Providers will administer vaccine to their own staff and others in the community based on priority groups created at the national and state level. Kitsap Public Health District (KPHD) is supporting health care providers with the vaccine rollout. Detailed guidance is available at <https://www.doh.wa.gov/Emergencies/COVID19/Vaccine>

Data is from the WA DOH COVID-19 Data Dashboard at <https://www.doh.wa.gov/Emergencies/COVID19/DataDashboard> WA DOH COVID-19 Data Dashboard data as of 2/17/2021.

Kitsap County Residents Vaccinated			Vaccine Doses Given by Kitsap Facilities	
Kitsap County residents who have received at least 1 dose	37,457	13.8%	Vaccine Doses Given by Kitsap Facilities	45,662
Kitsap County residents who are fully vaccinated with 2 doses	12,921	4.7%	Vaccine Doses Allocated by WA State*	37,255

Number of Vaccine Doses Given at Kitsap Facilities by Date

2K Kitsap County Goal: 1,620 Doses Per Day 2,000

Kitsap County Vaccine Distribution

Weekly Updates - Monday

Last Updated: 3/1/2021



Initial supplies of COVID-19 vaccine have been delivered in Kitsap County. Providers will administer vaccine to their own staff and others in the community based on priority groups created at the national and state level. Kitsap Public Health District (KPHD) is supporting health care providers with the vaccine rollout. Detailed guidance is available at <https://www.doh.wa.gov/Emergencies/COVID19/Vaccine>

Data is from the **WA DOH COVID-19 Data Dashboard** at <https://www.doh.wa.gov/Emergencies/COVID19/DataDashboard>
WA DOH COVID-19 Data Dashboard data as of 2/24/2021

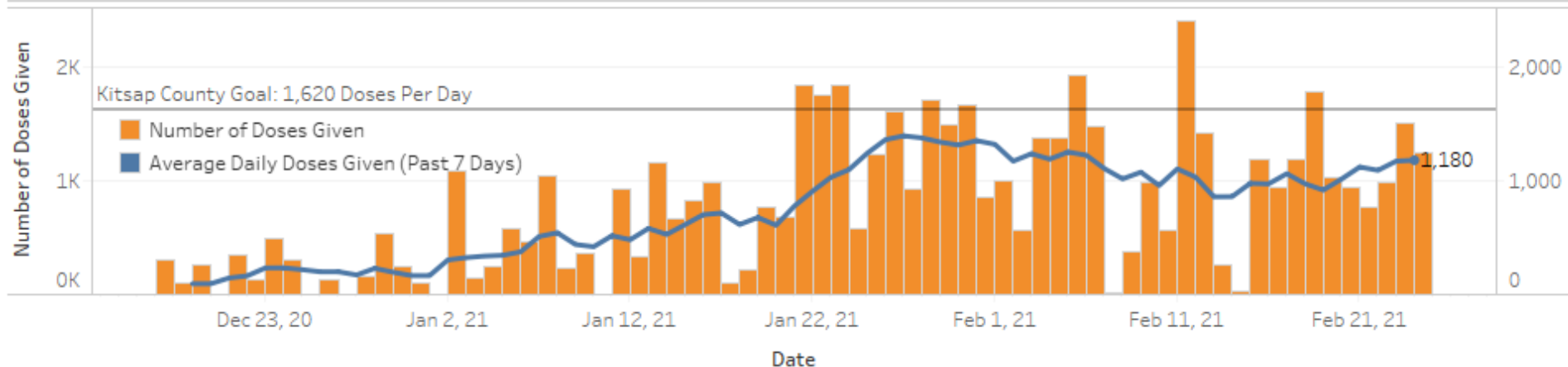
Kitsap County Residents Vaccinated

Kitsap County residents who have received at least 1 dose	40,410	14.8%
Kitsap County residents who are fully vaccinated with 2 doses	19,025	7.0%

Vaccine Doses Given by Kitsap Facilities

Vaccine Doses Given by Kitsap Facilities	54,772
Vaccine Doses Allocated by WA State*	53,755

Number of Vaccine Doses Given at Kitsap Facilities by Date



KITSAP PUBLIC HEALTH DISTRICT

KPHD COVID-19 Data Dashboards

- Vaccine distribution dashboard -- also viewable on the main vaccine web page
- **NEW THIS WEEK!** vaccine distribution demographics dashboard

KITSAP PUBLIC HEALTH DISTRICT

HOME ABOUT CONTACT NEWS/MEDIA CAREERS

COMMUNITY HEALTH ENVIRONMENTAL HEALTH FOOD SAFETY INFORMATION

Welcome to Kitsap Public Health District

COVID-19 DATA

[RETURN TO MAIN COVID-19 PAGE](#)

COVID-19 Data Dashboards

KPHD Daily Surveillance Report Daily update of case, contacts, deaths, vaccines given, and more. Updated 2 p.m. weekdays; mid-morning on weekends View Dashboard	Kitsap County COVID-19 Overview Cases, testing, hospitalizations, deaths. Updated Thursdays View Dashboard	Testing and Case Investigation Testing volumes and testing facilities, active cases and contacts, investigation timelines. Updated Thursdays View Dashboard
Case Demographics Cases by age, race/ethnicity, and language. Updated Thursdays View Dashboard	Healthcare System COVID-19 hospitalizations, ICU occupancy, ventilators in use. Updated Thursdays View Dashboard	School Metrics Metrics referenced in state guidance for schools. Updated Thursdays View Dashboard
COVID-19 Vaccination Kitsap residents vaccinated, vaccines given by Kitsap facilities, vaccine allocations, and more. Updated Mondays View Dashboard	COVID-19 Vaccination Demographics Kitsap County residents vaccinated by age, sex, geographic area, and race/ethnicity. Updated Mondays View Dashboard	

NEW to the KPHD website...

- Weekly updates by demographic group

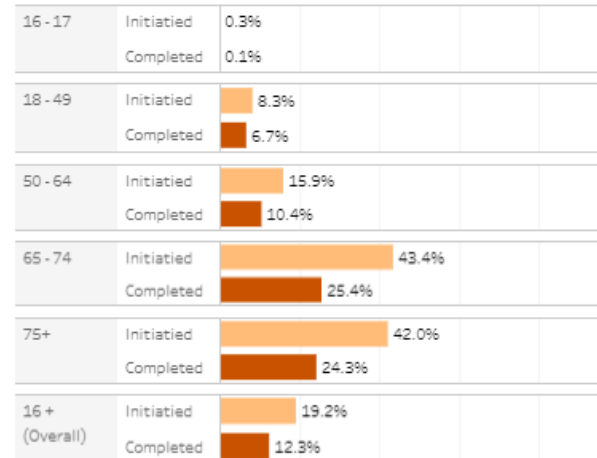
Kitsap County Vaccine Distribution Demographics

Weekly Updates - Monday
Last Updated: 3/1/2021

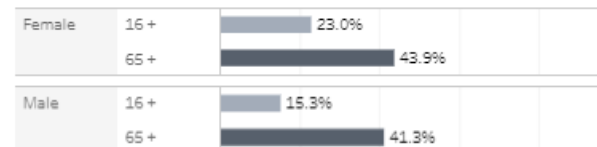


Healthcare providers in our county have been administering COVID-19 vaccines since late December. Kitsap Public Health District is working with the state to better understand who in our county is getting vaccinated through the state's immunization data. The data reveals how local vaccination rates vary by age, race, ethnicity, language, and geographic area. Similar disparities are being seen across the state and country. Kitsap Public Health is currently collaborating with service organizations and healthcare providers to support equitable access to vaccine for eligible county residents and reach populations hardest hit by the COVID-19 pandemic.

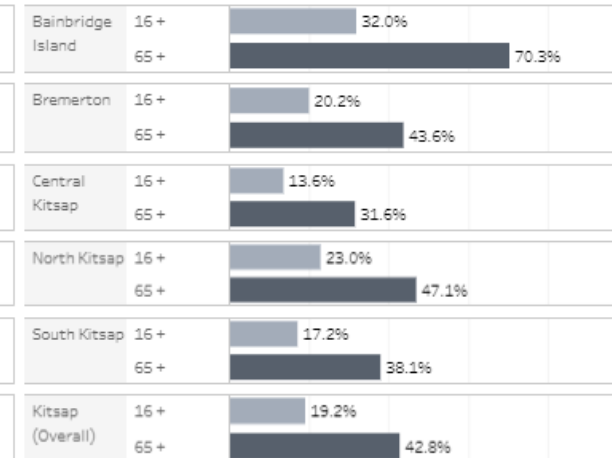
Percent of Kitsap Residents Vaccinated by Age and Stage of Vaccination:



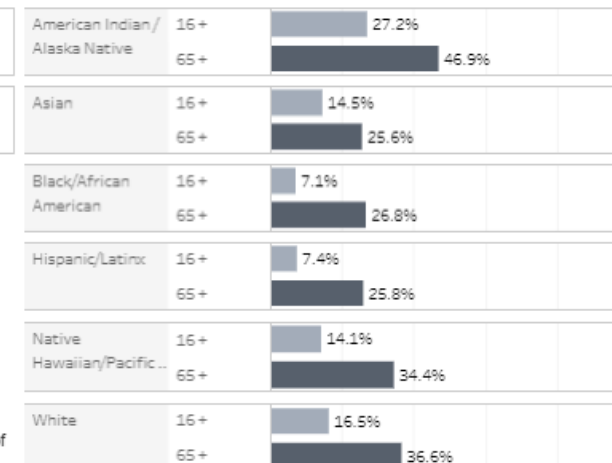
Percent of Kitsap Residents who have Initiated Vaccination by Sex and Age:



Percent of Kitsap Residents who have Initiated Vaccination by Geographic Region and Age:



Percent of Kitsap Residents who have Initiated Vaccination by Race/Ethnicity and Age:



Missing Data: <1% of sex data, 12% of race/ethnicity data

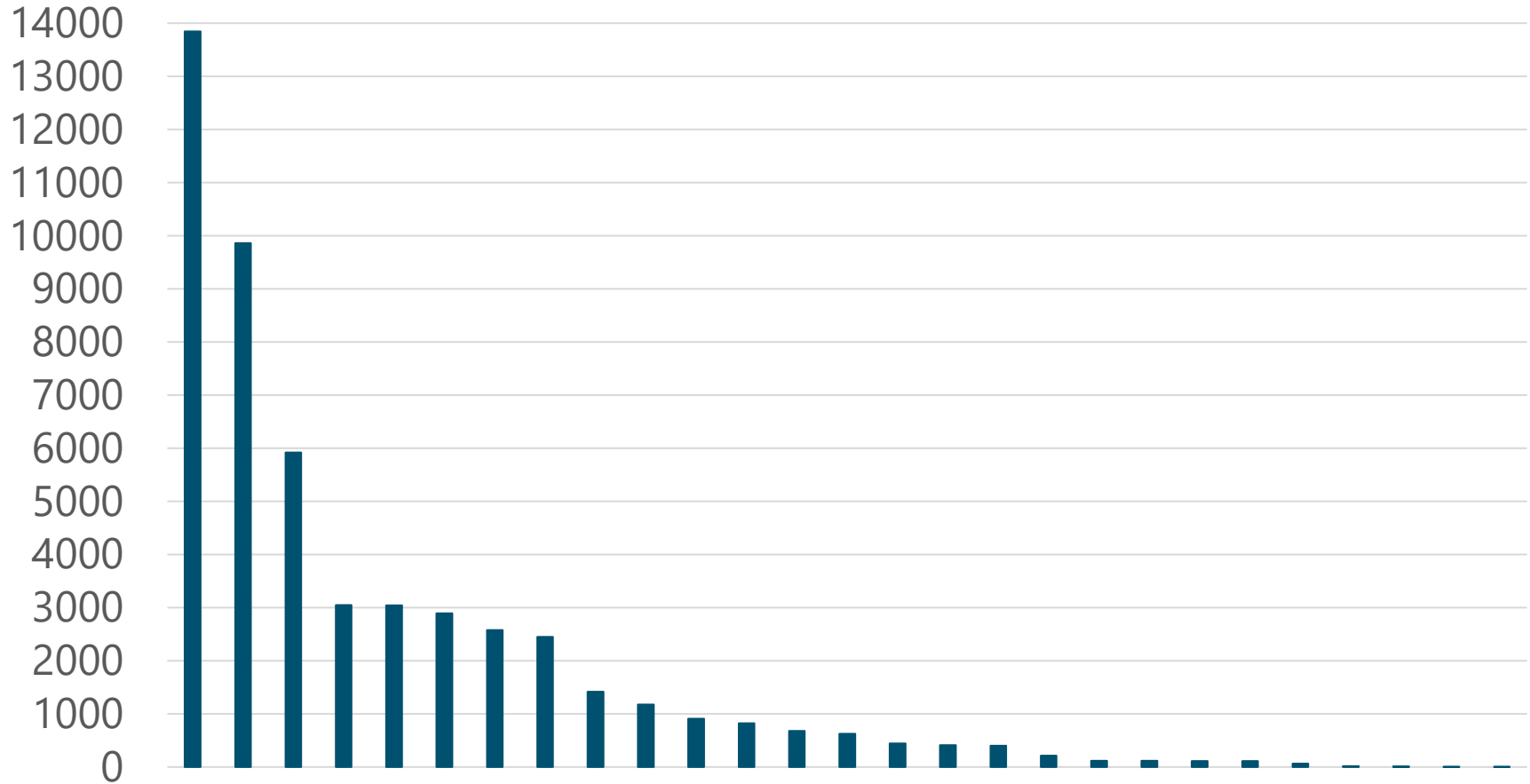
Sources: (1) Vaccination data reported to Washington State Immunization Information System (VIA IIS) as of 2/28/2021. (2) Washington State Office of Financial Management, Population Estimates, 2020

What we know about vaccine distribution to date...



KITSAP PUBLIC HEALTH DISTRICT

Kitsap vaccine providers by doses administered (as of 2/22/21, 51,254 doses)



Kitsap Residents by Age and Gender

(as of 2/28/2021)

- Over 4 in 10 adults age 65+ have had at least 1 dose
 - 1 in 4 have had 2 doses
- Slightly more females age 65+ have had at least one dose (44%) compared to males (41%)

Percent of Kitsap Residents Vaccinated by Age and Stage of Vaccination:

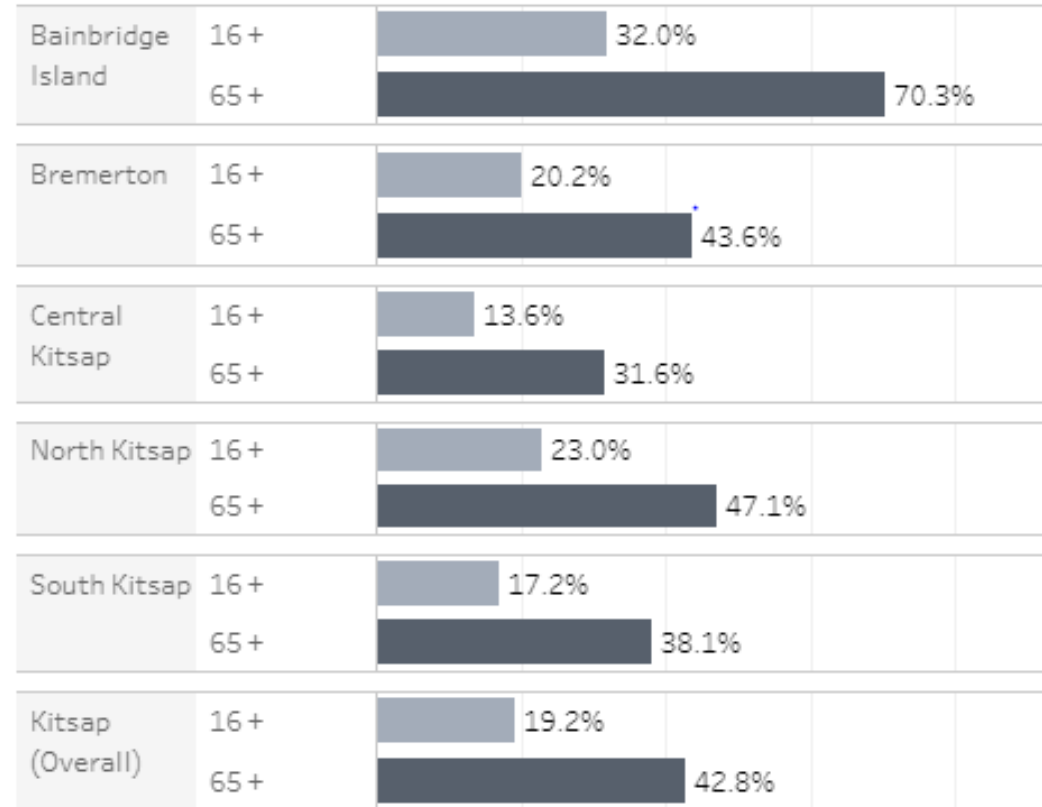
16 - 17	Initiated	0.3%				
	Completed	0.1%				
18 - 49	Initiated	8.3%				
	Completed	6.7%				
50 - 64	Initiated	15.9%				
	Completed	10.4%				
65 - 74	Initiated	43.4%				
	Completed	25.4%				
75+	Initiated	42.0%				
	Completed	24.3%				
16 + (Overall)	Initiated	19.2%				
	Completed	12.3%				

Percent of Kitsap Residents who have Initiated Vaccination by Sex and Age:

Female	16 +	23.0%				
	65 +	43.9%				
Male	16 +	15.3%				
	65 +	41.3%				

Kitsap Residents by Geography (as of 2/28/2021)

Percent of Kitsap Residents who have Initiated Vaccination by Geographic Region and Age:



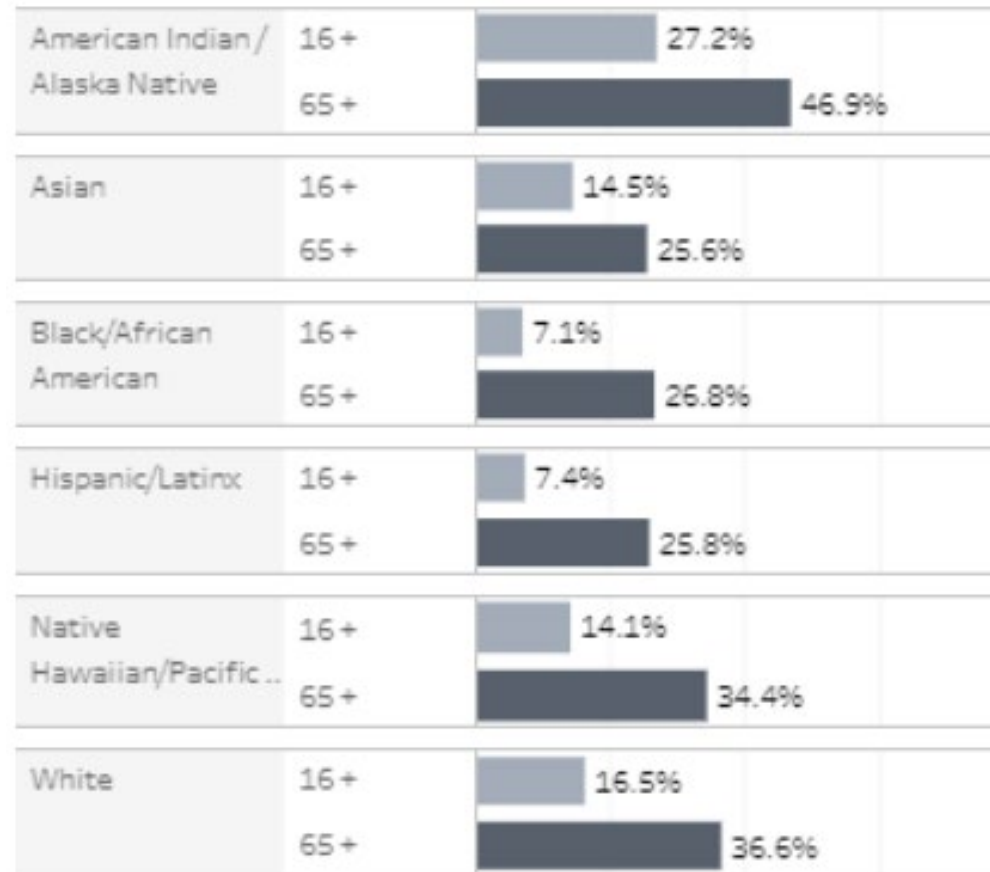
- Among older adults (age 65+), there is a vast difference in vaccination rates across our county, from 32% to 70%



Kitsap Residents by Race/Ethnicity (as of 2/28/2021)

- Among adults age 65+, there are differences in vaccination rates across race/ethnicity groups in our county, ranging from 26% to 47%

Percent of Kitsap Residents who have Initiated Vaccination by Race/Ethnicity and Age:




Challenges

- Barriers to access
 - misinformation, distrust, internet access, transportation, language, etc.
- Limited vaccine supply
 - inconsistent allocations, weather delays
- 3 different vaccines
- Data entry burden and timely access to data
- Communications, information-sharing, coordination
- Vaccine administration complexities
 - ancillary supplies, PPE, adverse reaction monitoring, cost
- Competing priorities
 - routine healthcare, testing, vaccines, etc.



Opportunities



- Strong partnerships
- Committed individuals and organizations
- Innovations



Vaccination Expansion Plans



KITSAP PUBLIC HEALTH DISTRICT

Present Situation: Limited Vaccine & High Demand

1. Support enrolled vaccine providers (tribes, healthcare & pharmacies)
2. Create “bridge” from new state plan to established local plans
3. Provide “community based” high-throughput clinic to assist enrolled vaccine providers with high demand and help get large numbers vaccinated in short period of time with sporadic vaccine allocations



Present Situation: Limited Vaccine & High Demand (con't)

4. Establish expansion plans for when vaccine allocations increase and become consistent
5. Track and analyze vaccination of Kitsap's "phases", identify gaps, and plan to address the gaps (e.g., Vaccine Equity Collaborative, "non-internet" registrations, etc.)



Expansion Plans: Adequate Vaccine Supply & High Demand

1. Support enrolled vaccine providers (tribes, healthcare & pharmacies)
2. Add/mobilize enrolled vaccine providers
3. Add “community based” locations to provide spatial/equitable coverage in Kitsap
4. Support smaller “pop-up” clinics (registration systems, volunteers, technical assistance, etc.)
5. Ensure vaccination gaps are addressed



Multi-Pronged Approach for Vaccine Delivery: Current and future

Federal Pharmacy
Program
(long term care)

St Michael
Medical
Center/CHI
Franciscan

Peninsula
Community
Health Services

Local health care
providers

Pharmacies

High-throughput
community
vaccination site

Mobile
vaccination teams

Port Gamble
S'Klallam Tribe

Suquamish Tribe

Navy/PSNS

Mass vaccination
events

Drive through
vaccination site

Employer-based
vaccination clinics

Community based
pop-up
vaccination clinics

