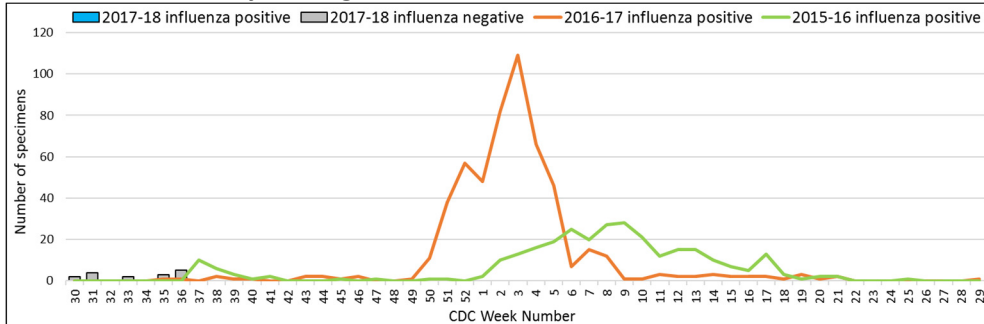


Summary: Local influenza activity is minimal. No positive influenza or RSV tests were reported during weeks 33-36 and visits for ILI have remained at low. Twenty LTCF outbreaks and 13 flu-related deaths reported this season. §

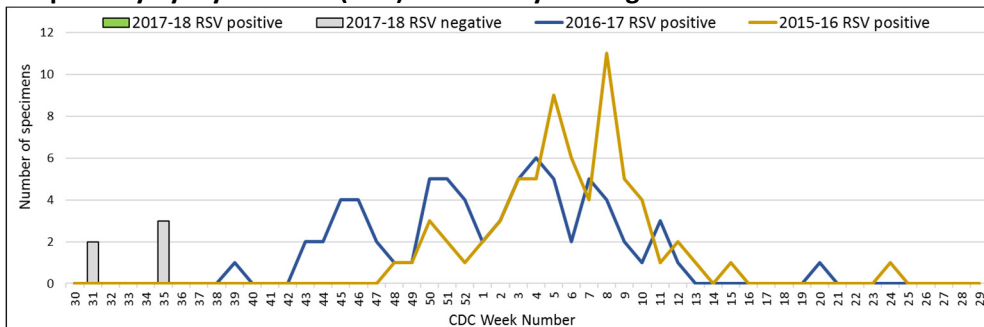
Influenza Laboratory Testing



Current Week (week 36)

# Tested	5
# Pos. influenza	0
# flu A	0
# flu B	0
# unknown	0
% Pos. influenza	0%
# Labs reporting	4 of 4

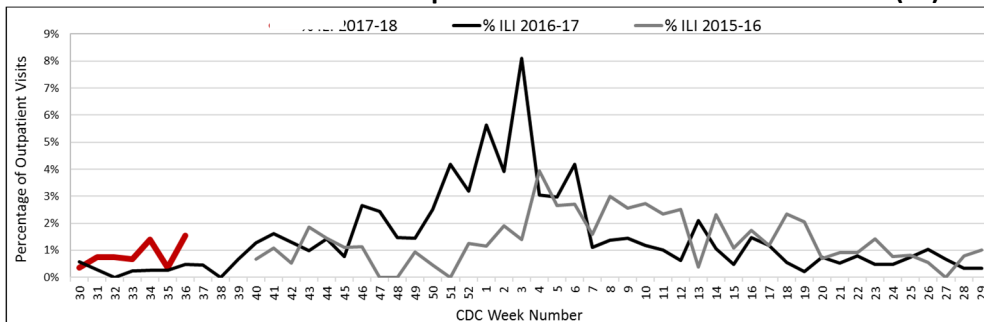
Respiratory Syncytial Virus (RSV) Laboratory Testing



Current Week (week 36)

# Tested	0
# Pos. RSV	0
% Pos. RSV	0%
# Labs reporting	4 of 4

Sentinel Provider Surveillance: Outpatient Visits for Influenza-like Illness (ILI)*

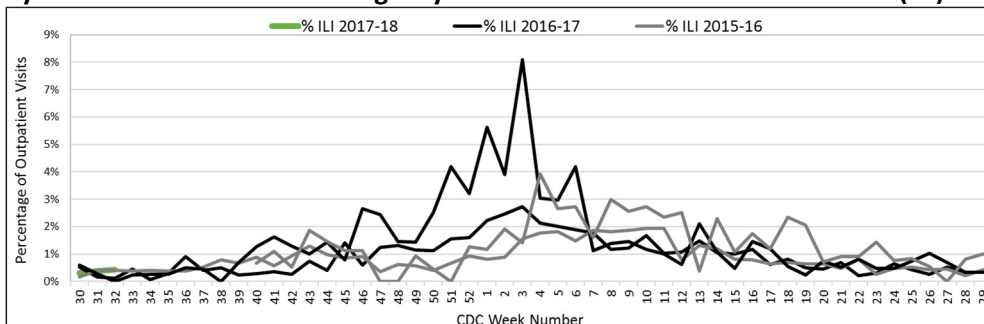


Current Week (week 36)

# Total visits	323
# ILI visits	5
% ILI	1.5%
# Providers	10 of 13

*ILI = Fever >100°F *and* cough and/or sore throat; in absence of another diagnosis; influenza testing not required.

Syndromic Surveillance: Emergency Room Visits for Influenza-like Illness (ILI)^



Current Week (week 36)

# Total visits	1570
# ILI visits	2
% ILI	0.1%
# ERs	2 of 2

^ILI = chief complaints that include: influenza *OR* [fever *and* (cough or sore throat)].

NOTE: All data are preliminary and subject to change as more data become available. §For graphing purposes flu seasons are shown as weeks 30-29.

More information: For questions or comments please contact respiratory@kitsappublichealth.org

- WA State Weekly Influenza Report: www.doh.wa.gov/portals/1/documents/5100/420-100-fluupdate.pdf
- CDC Weekly Influenza Surveillance Report: www.cdc.gov/flu/weekly/
- University of Washington Viral Respiratory Data: <http://depts.washington.edu/rsvirus/respiratory.htm>