

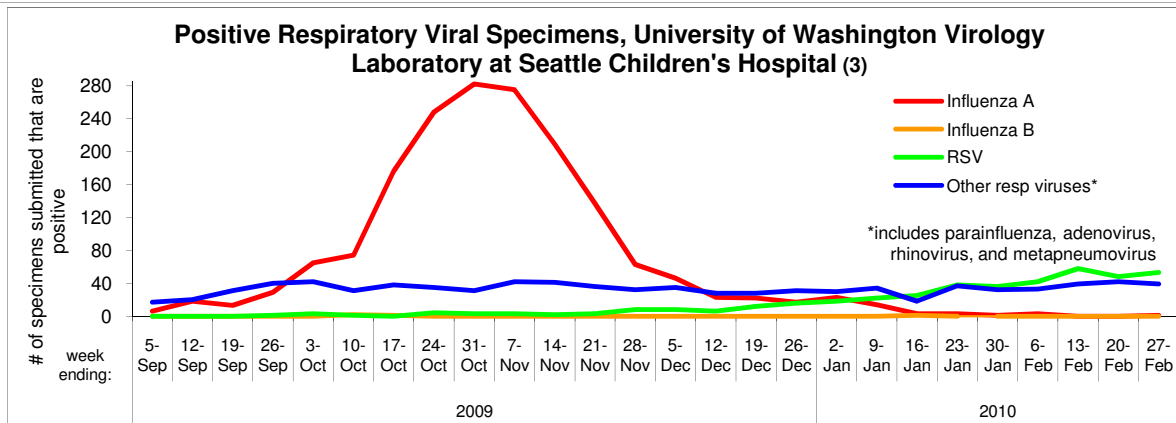
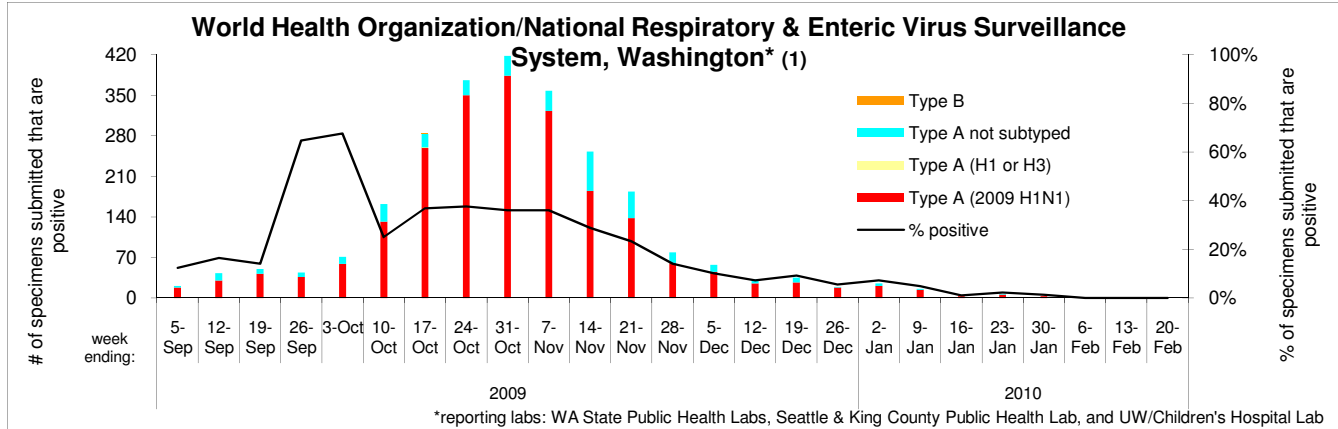
Viral Disease Surveillance Report: Kitsap, Clallam, and Jefferson Counties

August 30, 2009 to February 27, 2010 (CDC Weeks 34-52 (2009) and Weeks 1-8 (2010))

During Wks 4-7, < 5% of specimens tested by the World Health Organization/ National Respiratory & Enteric Virus Surveillance System labs in WA were positive for influenza. All subtyped influenza A viruses were 2009 influenza A (H1N1) viruses. (1)

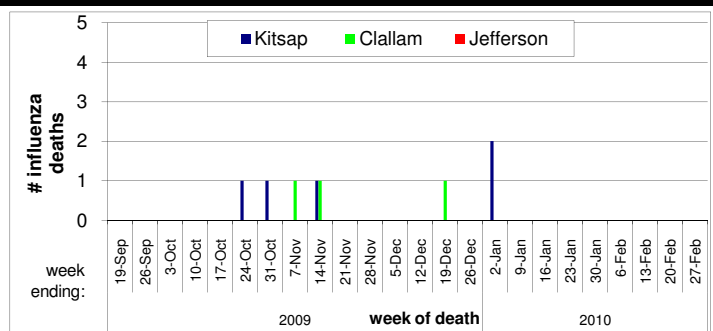
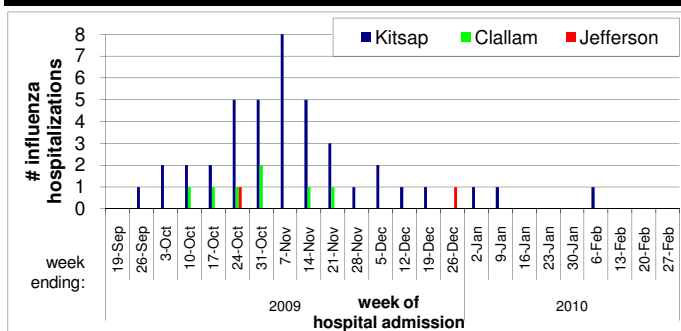
WASHINGTON STATE-LEVEL DATA:

Washington State's Weekly Influenza Activity Estimate, Week 8: Low (2)

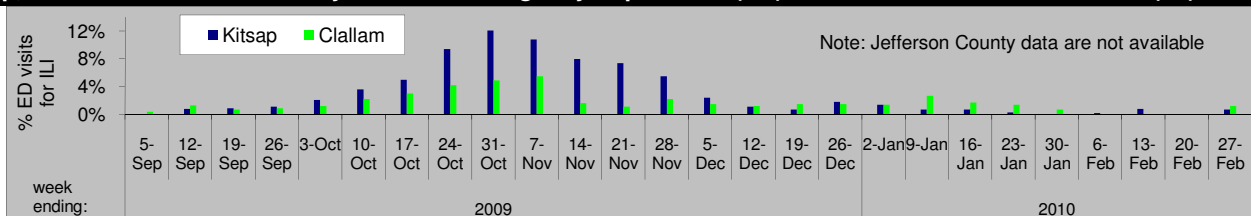


COUNTY-LEVEL DATA:

Kitsap, Clallam, & Jefferson County Hospitalizations and Deaths with Confirmed Influenza (A or B) (4)



Kitsap, Clallam & Jefferson County Resident Emergency Department (ED) Visits* for Influenza-like-Illness (ILI)** (5)



*Includes Emergency Departments at: Harrison Medical Center Bremerton, Harrison Medical Center Silverdale, Olympic Medical Center and Jefferson General Hospital

**Influenza-like-Illness is derived from the patient chief complaint not provider diagnosis and is defined as "influenza" OR fever with cough or sore throat. Data do not represent 100% of ED visit records as not all records contain chief complaint text.

Viral Disease Surveillance Report: Kitsap, Clallam, and Jefferson Counties

August 30, 2009 to February 27, 2010 (CDC Weeks 34-52 (2009) and Weeks 1-8 (2010))

Percentage of Kitsap, Clallam and Jefferson County Public Schools Reporting Over 10% Absenteeism on at Least One Day of the School Week (6, 7, 8)

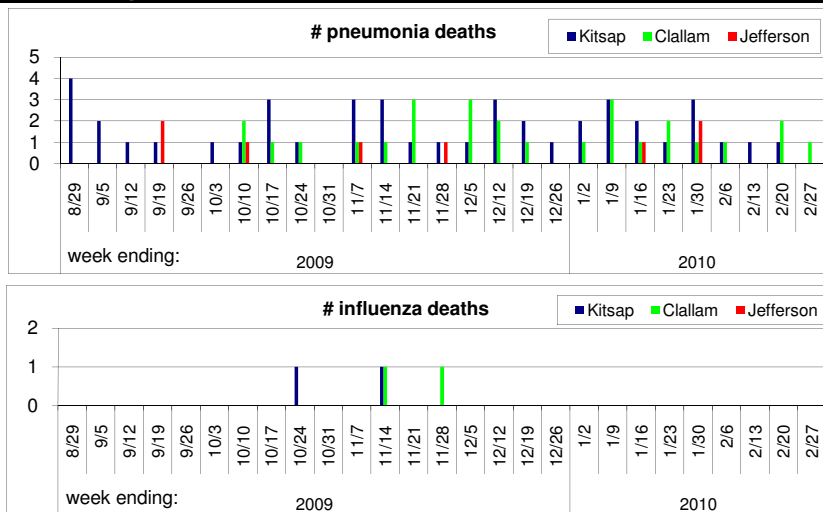
| | Kitsap | | Clallam | Jefferson |
|----------------------|--------------------------|------------------------|--------------------------|--------------------------|
| | Elementary Schools (K-6) | Middle/Jr High Schools | | |
| # reporting schools: | 41 | 12 | 18 | 5 |
| 9/14/09 - 10/2/09 | 0% | 6% | no data reporting system | no data reporting system |
| 10/5/09 - 10/30/09** | 16% | 25% | 14% | 35% |
| 11/2/09 - 11/25/09^ | 5% | 10% | 1% | 20% |
| 11/30/09 - 12/18/09^ | 2% | 6% | 0% | 27% |
| 1/4/10 - 1/29/10^ | 0% | 0% | 0% | 15% |
| 2/1/10 - 2/26/10^ | 1% | 0% | 0% | 0% |

* includes one school serving grades 6-12 and four schools serving grades K-12

**10/5 - 10/9/09 data reporting system not yet implemented in Clallam schools

^no school in session on 11/26/09 & 11/27/09, 12/20/09-1/1/10, 1/18/10, 2/15/10

Kitsap, Clallam and Jefferson County Deaths* with Pneumonia or Influenza Listed as Immediate, Underlying or Contributing Cause of Death (6, 7, 8)



*includes all deaths occurring in Kitsap, Clallam or Jefferson County regardless of county of residence; data obtained from death certificates received, not based on date of death.

Note: influenza takes precedence over all other causes incl. pneumonia (i.e., if death certificate has both pneumonia and influenza as underlying causes, death is counted as influenza)

Note: Haemophilus influenzae and parainfluenza virus are not included as influenza; aspiration pneumonia, pneumonitis, and pneumococcal meningitis are not included as pneumonia

| Week ending: | % of Kitsap, Clallam and Jefferson deaths from pneumonia and influenza | % of Kitsap, Clallam and Jefferson deaths from influenza alone |
|--------------|--|--|
| 8/29/2009* | 10% | 0% |
| 9/5/2009* | 6% | 0% |
| 9/12/2009* | 3% | 0% |
| 9/19/2009* | 15% | 0% |
| 9/26/2009* | 0% | 0% |
| 10/3/2009* | 3% | 0% |
| 10/10/2009 | 6% | 0% |
| 10/17/2009 | 8% | 0% |
| 10/24/2009 | 5% | 2% |
| 10/31/2009 | 0% | 0% |
| 11/7/2009 | 8% | 0% |
| 11/14/2009 | 10% | 3% |
| 11/21/2009 | 7% | 0% |
| 11/28/2009 | 4% | 1% |
| 12/5/2009 | 7% | 0% |
| 12/12/2009 | 9% | 0% |
| 12/19/2009 | 5% | 0% |
| 12/26/2009 | 3% | 0% |
| 1/2/2010 | 4% | 0% |
| 1/9/2010 | 15% | 0% |
| 1/16/2010 | 9% | 0% |
| 1/23/2010 | 5% | 0% |
| 1/30/2010^ | 11% | 0% |
| 2/6/2010^ | 4% | 0% |
| 2/13/2010^ | 3% | 0% |
| 2/20/2010^ | 8% | 0% |
| 2/27/2010^^ | 4% | 0% |

* Clallam County data not available

^ Jefferson County data not available

^^ Kitsap and Jefferson County data not available

Sources:

- 1) WA State Dept. of Health Communicable Disease Epidemiology Influenza Report
- 2) CDC FluView - Week 8, ending February 27, 2010
- 3) <http://depts.washington.edu/rspvirus/respiratory.htm>
- 4) Public Health Information Management System (PHIMS)
- 5) Essence - Syndromic Surveillance
- 6) Kitsap County Health District
- 7) Clallam County Health & Human Services
- 8) Jefferson County Public Health